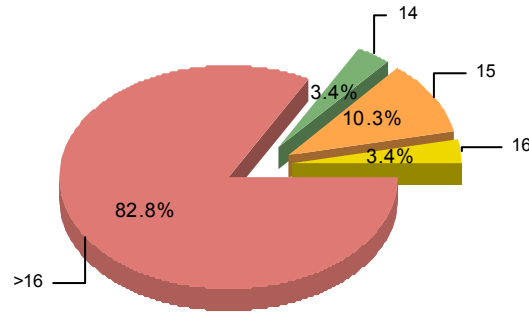


(07/01/2009 - 6/30/2010)  
**AGE OF CLIENTS**

**SERVICE TYPE/  
PROGRAM**

<14                      14                      15                      16                      >16

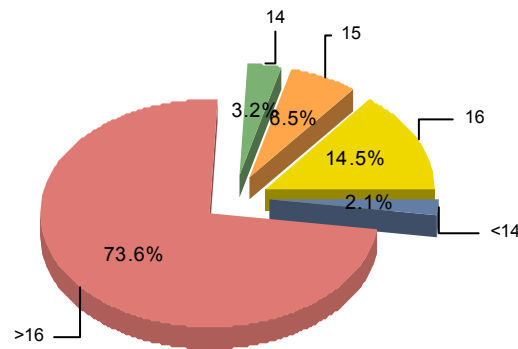
GROUP CARE	<14	14	15	16	>16
	0 0.0%	1 3.4%	3 10.3%	1 3.4%	24 82.8%



<14	0	0.0%
>16	24	82.8%
14	1	3.4%
15	3	10.3%
16	1	3.4%
Total:		29 100.0%

**OUTREACH**

	26 2.1%	40 3.2%	81 6.5%	180 14.5%	913 73.6%
--	---------	---------	---------	-----------	-----------



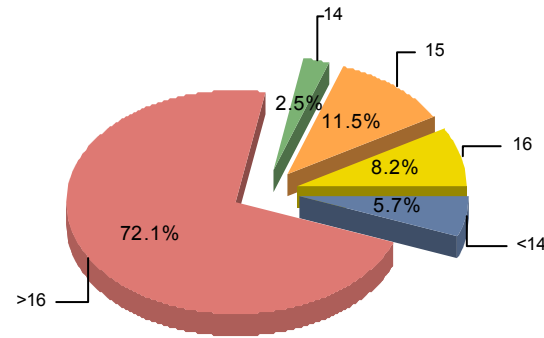
<14	26	2.1%
>16	913	73.6%
14	40	3.2%
15	81	6.5%
16	180	14.5%
Total:		1240 100.0%

(07/01/2009 - 6/30/2010)  
**AGE OF CLIENTS**

**SERVICE TYPE/  
PROGRAM**

<14                      14                      15                      16                      >16

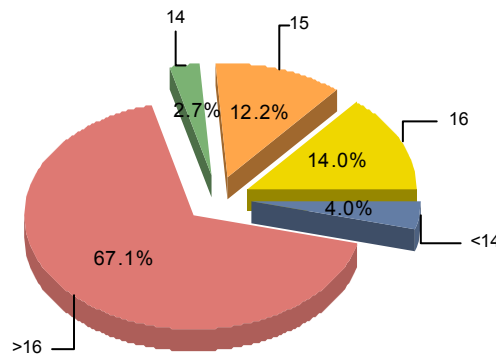
**RES TREATMENT**                      7   5.7%                      3   2.5%                      14   11.5%                      10   8.2%                      88   72.1%



<14	7	5.7%
>16	88	72.1%
14	3	2.5%
15	14	11.5%
16	10	8.2%
<b>Total:</b>	<b>122</b>	<b>100.0%</b>

**SHELTER**

21   4.0%                      14   2.7%                      64   12.2%                      73   14.0%                      351   67.1%



<14	21	4.0%
>16	351	67.1%
14	14	2.7%
15	64	12.2%
16	73	14.0%
<b>Total:</b>	<b>523</b>	<b>100.0%</b>

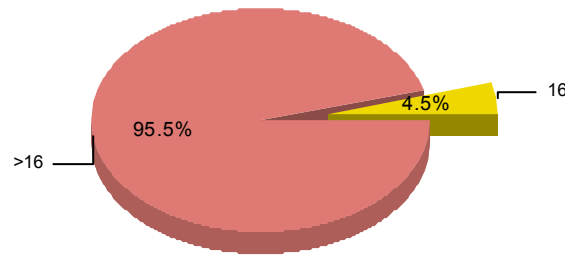
(07/01/2009 - 6/30/2010)  
**AGE OF CLIENTS**

**SERVICE TYPE/  
PROGRAM**

<14                      14                      15                      16                      >16

---

SHORT TERM GC                      0   0.0%                      0   0.0%                      0   0.0%                      4   4.5%                      85   95.5%



<14	0	0.0%
>16	85	95.5%
14	0	0.0%
15	0	0.0%
16	4	4.5%
Total:		89 100.0%

---

**TOTAL**                      54   2.7%                      58   2.9%                      162   8.1%                      268   13.4%                      1,461   72.9%