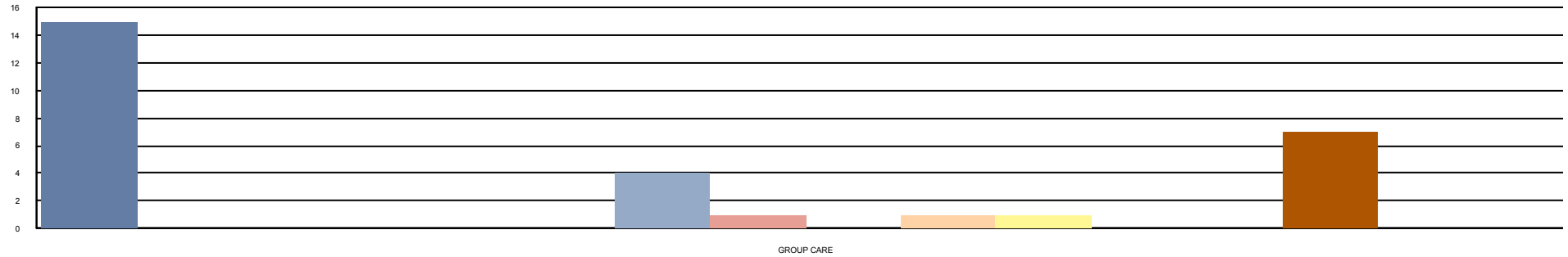


(07/01/2009 - 6/30/2010)
REASONS FOR DISCHARGE

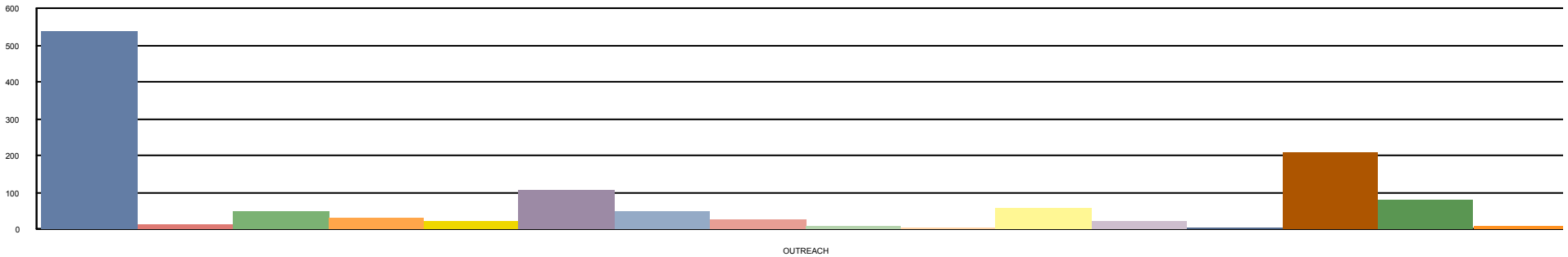
**SERVICE TYPE/
PROGRAM**

	Placement Complete	Relocated	Slot Required	Inapprop Referral	AWOL Supervised	Probation or Violate Parole	More Restrictive	DCYF Suspend
	Goals Met	Aged Out or Moved or Removed	Removed by Parent	AWOL unsupervised	Internal Transfer	Court or New Charges	Ajudicated or Reoffend (DCYF)	Refused Service

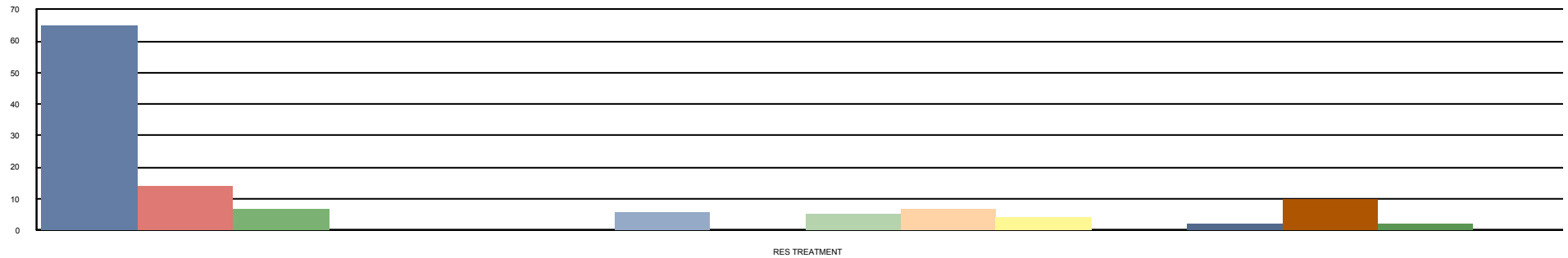
GROUP CARE	15 51.7%	0 .0%	0 .0%	0 .0%	4 13.8%	1 3.4%	0 .0%	1 3.4%	1 3.4%	0 .0%	0 0.0%	7 24.1%	0 0.0%	0 0.0%
-------------------	----------	-------	-------	-------	---------	--------	-------	--------	--------	-------	--------	---------	--------	--------



OUTREACH	537 43.3%	16 1.3%	51 4.1%	33 2.7%	24 1.9%	106 8.5%	50 4.0%	26 2.1%	10 .8%	4 .3%	60 4.8%	21 1.7%	6 0.5%	208 16.8%	80 6.5%	8 0.6%
-----------------	-----------	---------	---------	---------	---------	----------	---------	---------	--------	-------	---------	---------	--------	-----------	---------	--------



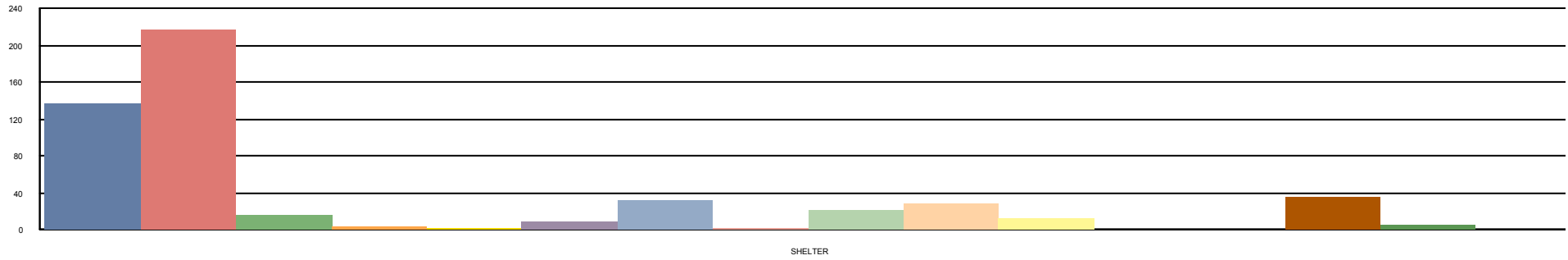
RES TREATMENT	65 53.3%	14 11.5%	7 5.7%	0 .0%	0 .0%	0 .0%	6 4.9%	0 .0%	5 4.1%	7 5.7%	4 3.3%	0 .0%	2 1.6%	10 8.2%	2 1.6%	0 0.0%
----------------------	----------	----------	--------	-------	-------	-------	--------	-------	--------	--------	--------	-------	--------	---------	--------	--------



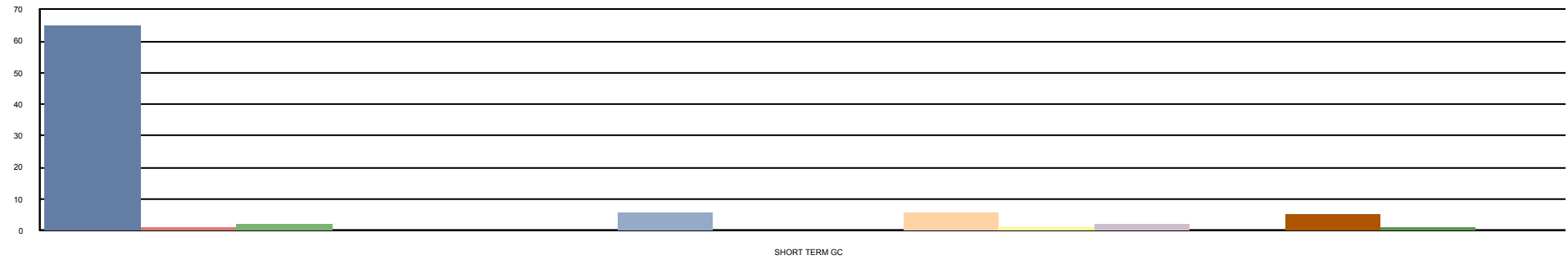
(07/01/2009 - 6/30/2010)
REASONS FOR DISCHARGE

SERVICE TYPE/ PROGRAM	Placement Complete	Relocated	Slot Required	Inapprop Referral	AWOL Supervised	Probation or Violate Parole	More Restrictive	DCYF Suspend
	Goals Met	Aged Out or Moved or Removed	Removed by Parent	AWOL unsupervised	Internal Transfer	Court or New Charges	Ajudicated or Reoffend (DCYF)	Refused Service

SHELTER	137 26.2%	218 41.8%	16 3.1%	3 .6%	2 .4%	9 1.7%	33 6.3%	2 .4%	22 4.2%	28 5.4%	12 2.3%	0 .0%	0 0.0%	35 6.7%	5 1.0%	0 0.0%
----------------	-----------	-----------	---------	-------	-------	--------	---------	-------	---------	---------	---------	-------	--------	---------	--------	--------



SHORT TERM GC	65 73.0%	1 1.1%	2 2.2%	0 .0%	0 .0%	0 .0%	6 6.7%	0 .0%	0 .0%	6 6.7%	1 1.1%	2 2.2%	0 0.0%	5 5.6%	1 1.1%	0 0.0%
----------------------	----------	--------	--------	-------	-------	-------	--------	-------	-------	--------	--------	--------	--------	--------	--------	--------



TOTAL	819 40.9%	249 12.4%	76 3.8%	36 1.8%	26 1.3%	115 5.7%	99 4.9%	29 1.4%	37 1.8%	46 2.3%	78 3.9%	23 1.1%	8 0.4%	265 13.2%	88 4.4%	8 0.4%
--------------	-----------	-----------	---------	---------	---------	----------	---------	---------	---------	---------	---------	---------	--------	-----------	---------	--------