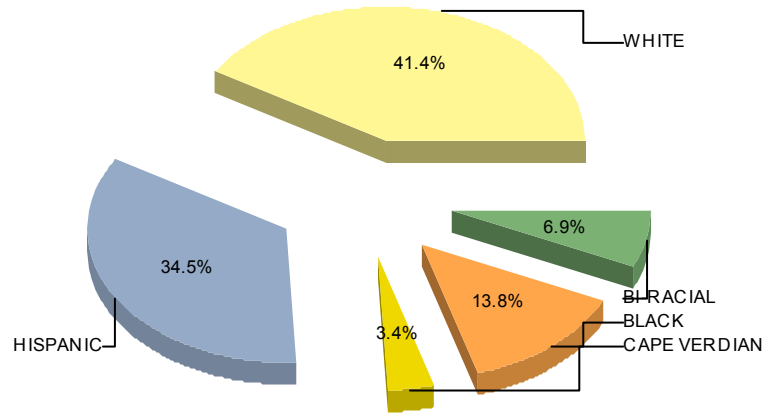


(07/01/2009 - 6/30/2010)

**RACE OF CLIENTS**

**SERVICE TYPE/  
PROGRAM**

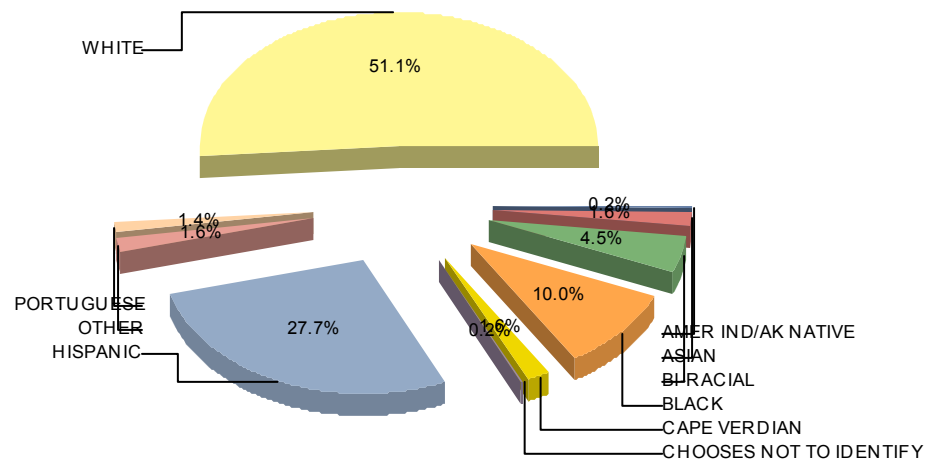
	WHITE	BLACK	HISPANIC	ASIAN	AMER IND/AK NATIVE	PORTUGUES E	CAPE VERDIAN	BI-RACIAL	CHOOSES NOT TO IDENTIFY	OTHER
<b>GROUP CARE</b>	12 41.4%	4 13.8%	10 34.5%	0 .0%	0 .0%	0 .0%	1 3.4%	2 6.9%	0 .0%	0 .0%



AMER IND/AK NATIVE	0	0.0%
ASIAN	0	0.0%
BI-RACIAL	2	6.9%
BLACK	4	13.8%
CAPE VERDIAN	1	3.4%
CHOOSES NOT TO IDENTIFY	0	0.0%
HISPANIC	10	34.5%
OTHER	0	0.0%
PACIFIC ISLANDER	0	0.0%
PORTUGUESE	0	0.0%
WHITE	12	41.4%
<b>Total:</b>	<b>29</b>	<b>100.0%</b>

**OUTREACH**

<b>OUTREACH</b>	634 51.1%	124 10.0%	343 27.7%	20 1.6%	3 .2%	17 1.4%	20 1.6%	56 4.5%	3 .2%	20 1.6%
-----------------	-----------	-----------	-----------	---------	-------	---------	---------	---------	-------	---------



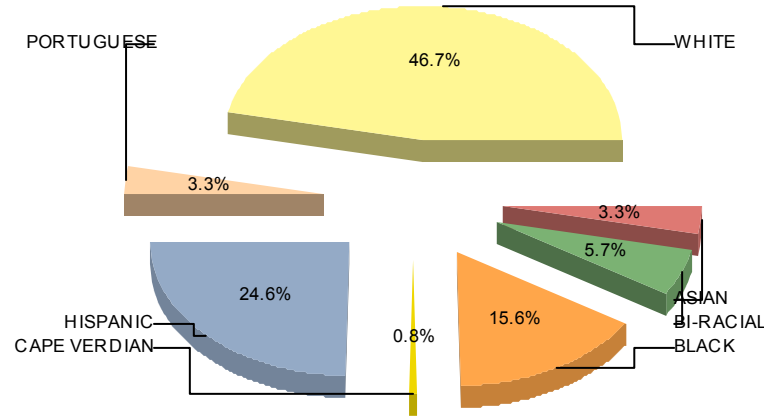
AMER IND/AK NATIVE	3	0.2%
ASIAN	20	1.6%
BI-RACIAL	56	4.5%
BLACK	124	10.0%
CAPE VERDIAN	20	1.6%
CHOOSES NOT TO IDENTIFY	3	0.2%
HISPANIC	343	27.7%
OTHER	20	1.6%
PACIFIC ISLANDER	0	0.0%
PORTUGUESE	17	1.4%
WHITE	634	51.1%
<b>Total:</b>	<b>1240</b>	<b>100.0%</b>

(07/01/2009 - 6/30/2010)

**RACE OF CLIENTS**

**SERVICE TYPE/  
PROGRAM**

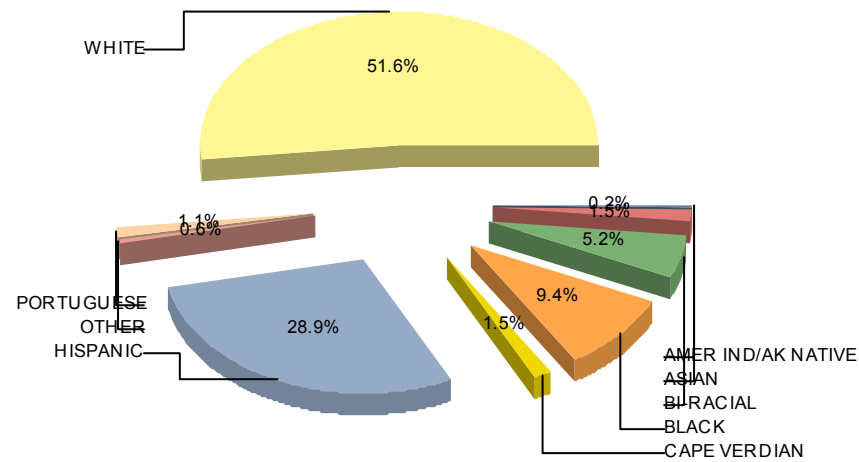
	WHITE	BLACK	HISPANIC	ASIAN	AMER IND/AK NATIVE	PORTUGUES E	CAPE VERDIAN	BI-RACIAL	CHOOSES NOT TO IDENTIFY	OTHER
<b>RES TREATMENT</b>	57 46.7%	19 15.6%	30 24.6%	4 3.3%	0 .0%	4 3.3%	1 .8%	7 5.7%	0 .0%	0 .0%



AMER IND/AK NATIVE	0	0.0%
ASIAN	4	3.3%
BI-RACIAL	7	5.7%
BLACK	19	15.6%
CAPE VERDIAN	1	0.8%
CHOOSES NOT TO IDENTIFY	0	0.0%
HISPANIC	30	24.6%
OTHER	0	0.0%
PACIFIC ISLANDER	0	0.0%
PORTUGUESE	4	3.3%
WHITE	57	46.7%
<b>Total:</b>	<b>122</b>	<b>100.0%</b>

**SHELTER**

<b>SHELTER</b>	270 51.6%	49 9.4%	151 28.9%	8 1.5%	1 .2%	6 1.1%	8 1.5%	27 5.2%	0 .0%	3 .6%
----------------	-----------	---------	-----------	--------	-------	--------	--------	---------	-------	-------



AMER IND/AK NATIVE	1	0.2%
ASIAN	8	1.5%
BI-RACIAL	27	5.2%
BLACK	49	9.4%
CAPE VERDIAN	0	0.0%
CHOOSES NOT TO IDENTIFY	0	0.0%
HISPANIC	151	28.9%
PACIFIC ISLANDER	0	0.0%
PORTUGUESE	6	1.1%
WHITE	270	51.6%
<b>Total:</b>	<b>523</b>	<b>100.0%</b>

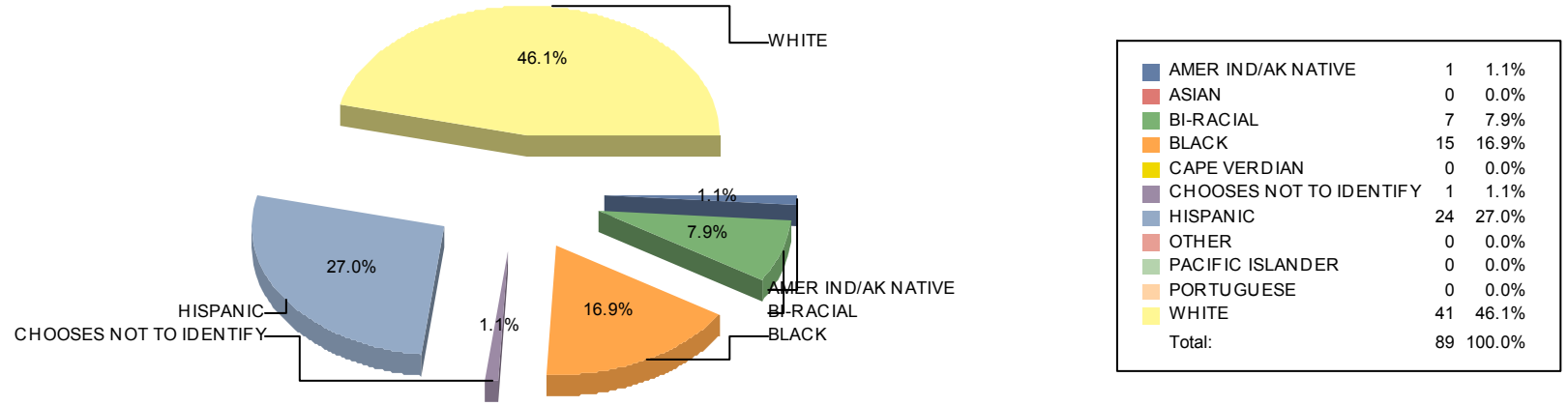
(07/01/2009 - 6/30/2010)

RACE OF CLIENTS

SERVICE TYPE/  
PROGRAM

WHITE      BLACK      HISPANIC      ASIAN      AMER  
IND/AK  
NATIVE      PORTUGUES  
E      CAPE  
VERDIAN      BI-RACIAL      CHOOSES  
NOT TO  
IDENTIFY      OTHER

SHORT TERM GC      41 46.1%      15 16.9%      24 27.0%      0 .0%      1 1.1%      0 .0%      0 .0%      7 7.9%      1 1.1%      0 .0%



TOTAL      1,014 50.6%      211 10.5%      558 27.9%      32 1.6%      5 0.2%      27 1.3%      30 1.5%      99 4.9%      4 0.2%      23 1.1%