

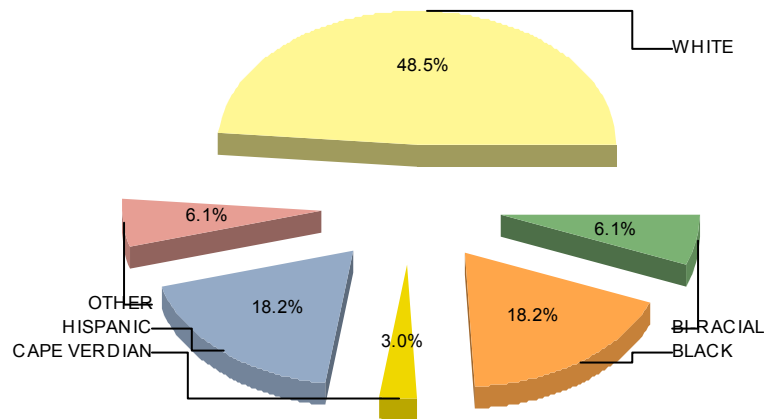
RACE OF CLIENTS

SERVICE TYPE/
PROGRAM

WHITE	BLACK	HISPANIC	ASIAN	AMER IND/AK NATIVE	PACIFIC ISLANDER	PORTUGUES E	CAPE VERDIAN	BI-RACIAL	CHOOSES NOT TO IDENTIFY	OTHER
-------	-------	----------	-------	--------------------------	---------------------	----------------	-----------------	-----------	-------------------------------	-------

GROUP CARE

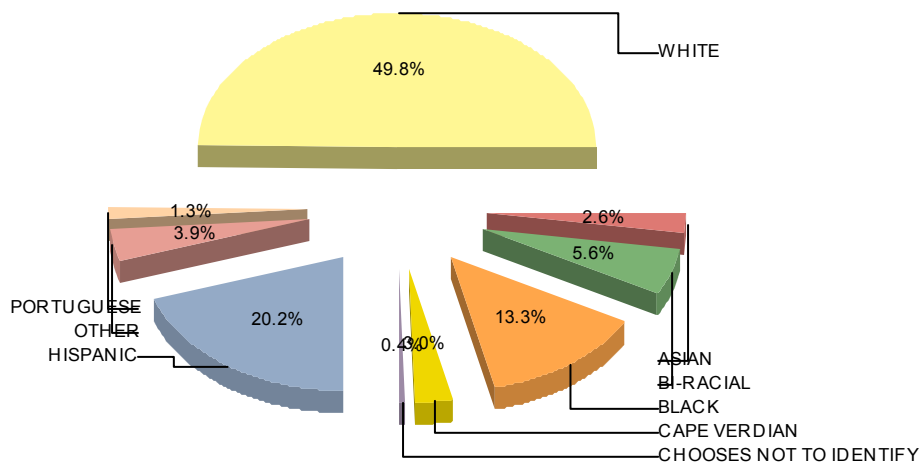
16	48.5%	6	18.2%	6	18.2%	0	.0%	0	.0%	0	.0%	0	.0%	1	3.0%	2	6.1%	0	.0%	2	6.1%
----	-------	---	-------	---	-------	---	-----	---	-----	---	-----	---	-----	---	------	---	------	---	-----	---	------



AMER IND/AK NATIVE	0	0.0%
ASIAN	0	0.0%
BI-RACIAL	2	6.1%
BLACK	6	18.2%
CAPE VERDIAN	1	3.0%
CHOOSES NOT TO IDENTIFY	0	0.0%
HISPANIC	6	18.2%
OTHER	2	6.1%
PACIFIC ISLANDER	0	0.0%
PORTUGUESE	0	0.0%
WHITE	16	48.5%
Total:	33	100.0%

OUTREACH

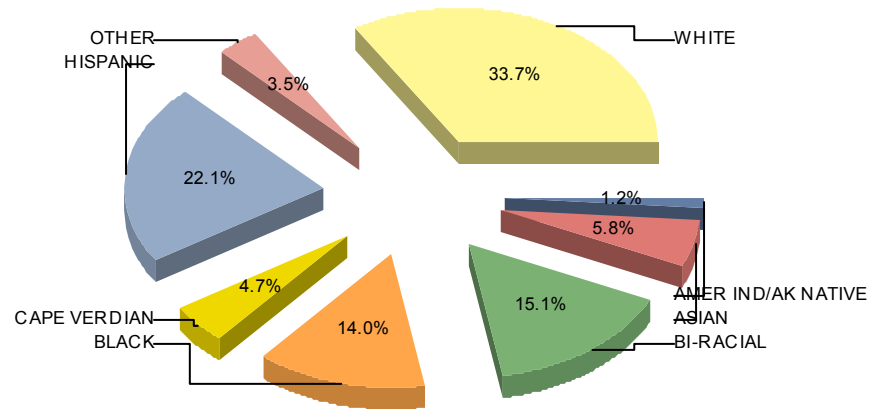
116	49.8%	31	13.3%	47	20.2%	6	2.6%	0	.0%	0	.0%	3	1.3%	7	3.0%	13	5.6%	1	.4%	9	3.9%
-----	-------	----	-------	----	-------	---	------	---	-----	---	-----	---	------	---	------	----	------	---	-----	---	------



AMER IND/AK NATIVE	0	0.0%
ASIAN	6	2.6%
BI-RACIAL	13	5.6%
BLACK	31	13.3%
CAPE VERDIAN	7	3.0%
CHOOSES NOT TO IDENTIFY	1	0.4%
HISPANIC	47	20.2%
OTHER	9	3.9%
PACIFIC ISLANDER	0	0.0%
PORTUGUESE	3	1.3%
WHITE	116	49.8%
Total:	233	100.0%

RACE OF CLIENTS

SERVICE TYPE/ PROGRAM	WHITE	BLACK	HISPANIC	ASIAN	AMER IND/AK NATIVE	PACIFIC ISLANDER	PORTUGUES E	CAPE VERDIAN	BI-RACIAL	CHOOSES NOT TO IDENTIFY	OTHER
SHELTER	29 33.7%	12 14.0%	19 22.1%	5 5.8%	1 1.2%	0 .0%	0 .0%	4 4.7%	13 15.1%	0 .0%	3 3.5%



AMER IND/AK NATIVE	1	1.2%
ASIAN	5	5.8%
BI-RACIAL	13	15.1%
BLACK	12	14.0%
CAPE VERDIAN	4	4.7%
CHOOSES NOT TO IDENTIFY	0	0.0%
HISPANIC	19	22.1%
OTHER	3	3.5%
PACIFIC ISLANDER	0	0.0%
PORTUGUESE	0	0.0%
WHITE	29	33.7%
Total:	86	100.0%

TOTAL	161 45.7%	49 13.9%	72 20.5%	11 3.1%	1 0.3%	0 0.0%	3 0.9%	12 3.4%	28 8.0%	1 0.3%	14 4.0%
-------	-----------	----------	----------	---------	--------	--------	--------	---------	---------	--------	---------