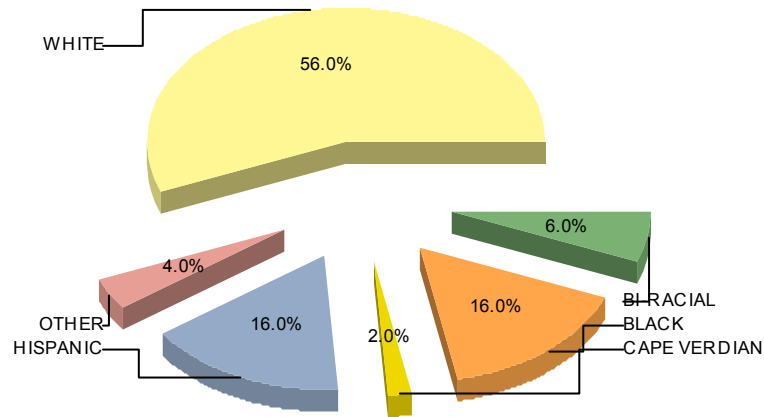


RACE OF CLIENTS

SERVICE TYPE/
PROGRAM

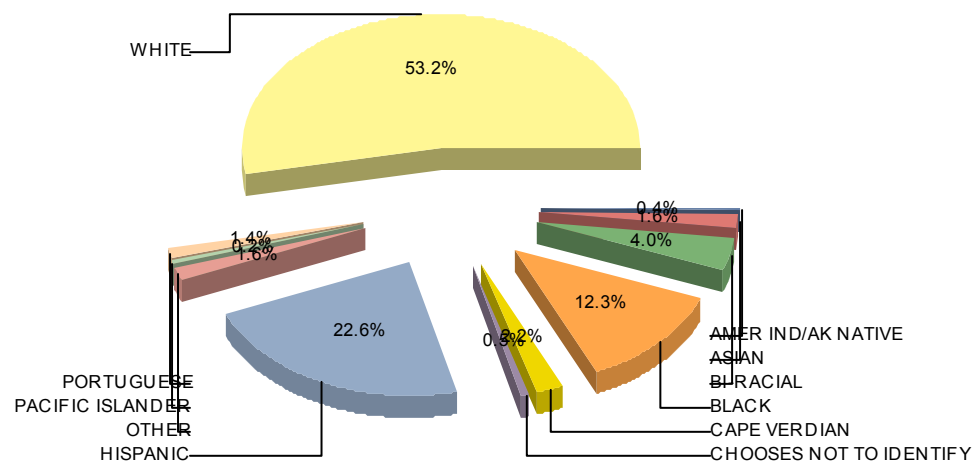
	WHITE	BLACK	HISPANIC	ASIAN	AMER IND/AK NATIVE	PACIFIC ISLANDER	PORTUGUES E	CAPE VERDIAN	BI-RACIAL	CHOOSES NOT TO IDENTIFY	OTHER
GROUP CARE	28 56.0%	8 16.0%	8 16.0%	0 .0%	0 .0%	0 .0%	0 .0%	1 2.0%	3 6.0%	0 .0%	2 4.0%



AMER IND/AK NATIVE	0	0.0%
ASIAN	0	0.0%
BI-RACIAL	3	6.0%
BLACK	8	16.0%
CAPE VERDIAN	1	2.0%
CHOOSES NOT TO IDENTIFY	0	0.0%
HISPANIC	8	16.0%
OTHER	2	4.0%
PACIFIC ISLANDER	0	0.0%
PORTUGUESE	0	0.0%
WHITE	28	56.0%
Total:	50	100.0%

OUTREACH

784 53.2%	182 12.3%	333 22.6%	23 1.6%	6 .4%	3 .2%	21 1.4%	33 2.2%	59 4.0%	7 .5%	24 1.6%
-----------	-----------	-----------	---------	-------	-------	---------	---------	---------	-------	---------

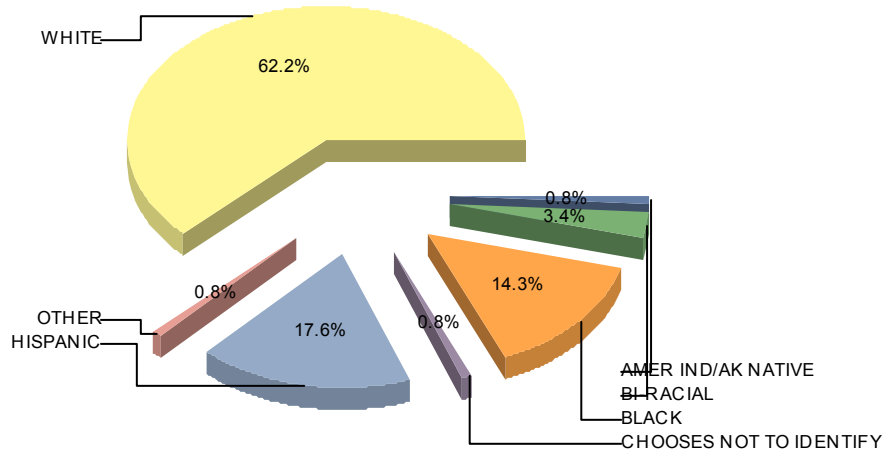


AMER IND/AK NATIVE	6	0.4%
ASIAN	23	1.6%
BI-RACIAL	59	4.0%
BLACK	182	12.3%
CAPE VERDIAN	33	2.2%
CHOOSES NOT TO IDENTIFY	7	0.5%
HISPANIC	333	22.6%
OTHER	24	1.6%
PACIFIC ISLANDER	3	0.2%
PORTUGUESE	21	1.4%
WHITE	784	53.2%
Total:	1475	100.0%

RACE OF CLIENTS

SERVICE TYPE/
PROGRAM

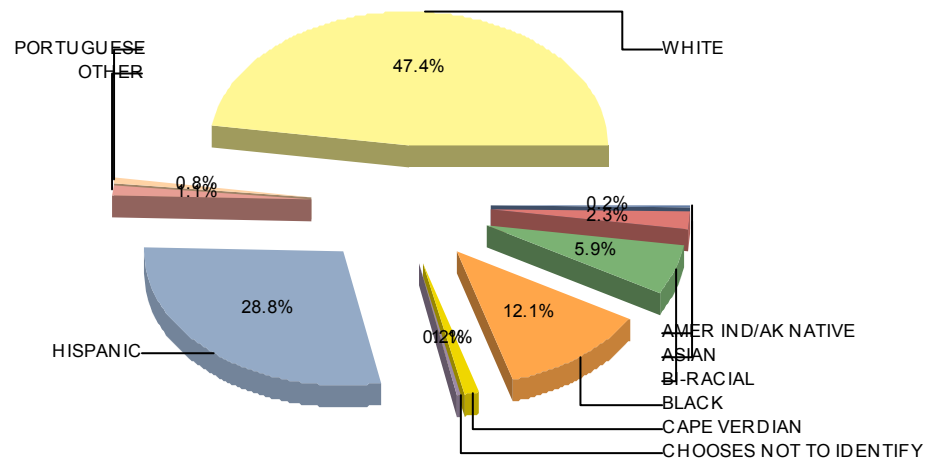
	WHITE	BLACK	HISPANIC	ASIAN	AMER IND/AK NATIVE	PACIFIC ISLANDER	PORTUGUES E	CAPE VERDIAN	BI-RACIAL	CHOOSES NOT TO IDENTIFY	OTHER
RES TREATMENT	74 62.2%	17 14.3%	21 17.6%	0 .0%	1 .8%	0 .0%	0 .0%	0 .0%	4 3.4%	1 .8%	1 .8%



AMER IND/AK NATIVE	1	0.8%
ASIAN	0	0.0%
BI-RACIAL	4	3.4%
BLACK	17	14.3%
CAPE VERDIAN	0	0.0%
CHOOSES NOT TO IDENTIFY	1	0.8%
HISPANIC	21	17.6%
OTHER	1	0.8%
PACIFIC ISLANDER	0	0.0%
PORTUGUESE	0	0.0%
WHITE	74	62.2%
Total:	119	100.0%

SHELTER

250 47.4%	64 12.1%	152 28.8%	12 2.3%	1 .2%	0 .0%	4 .8%	6 1.1%	31 5.9%	1 .2%	6 1.1%
-----------	----------	-----------	---------	-------	-------	-------	--------	---------	-------	--------



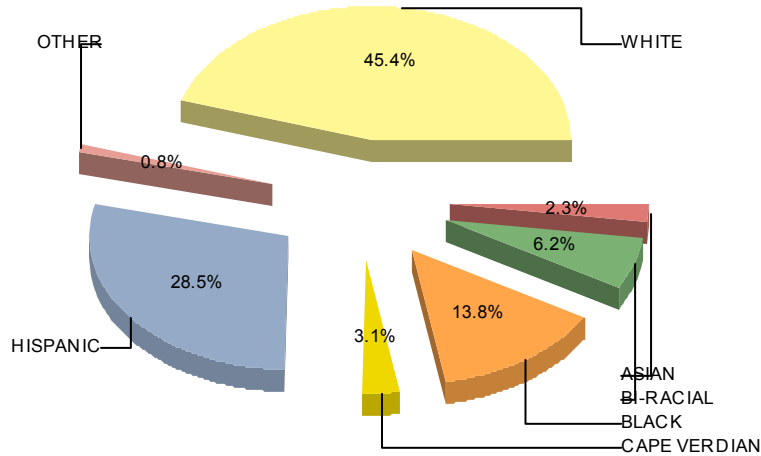
AMER IND/AK NATIVE	1	0.2%
ASIAN	12	2.3%
BI-RACIAL	31	5.9%
BLACK	64	12.1%
CAPE VERDIAN	6	1.1%
CHOOSES NOT TO IDENTIFY	1	0.2%
HISPANIC	152	28.8%
OTHER	6	1.1%
PACIFIC ISLANDER	0	0.0%
PORTUGUESE	4	0.8%
WHITE	250	47.4%
Total:	527	100.0%

RACE OF CLIENTS

SERVICE TYPE/
PROGRAM

	WHITE	BLACK	HISPANIC	ASIAN	AMER IND/AK NATIVE	PACIFIC ISLANDER	PORTUGUES E	CAPE VERDIAN	BI-RACIAL	CHOOSES NOT TO IDENTIFY	OTHER
--	-------	-------	----------	-------	--------------------------	---------------------	----------------	-----------------	-----------	-------------------------------	-------

SHORT TERM GC	59 45.4%	18 13.8%	37 28.5%	3 2.3%	0 .0%	0 .0%	0 .0%	4 3.1%	8 6.2%	0 .0%	1 .8%
---------------	----------	----------	----------	--------	-------	-------	-------	--------	--------	-------	-------



AMER IND/AK NATIVE	0	0.0%
ASIAN	3	2.3%
BI-RACIAL	8	6.2%
BLACK	18	13.8%
CAPE VERDIAN	4	3.1%
CHOOSES NOT TO IDENTIFY	0	0.0%
HISPANIC	37	28.5%
OTHER	1	0.8%
PACIFIC ISLANDER	0	0.0%
PORTUGUESE	0	0.0%
WHITE	59	45.4%
Total:	130	100.0%

TOTAL	1,195 51.9%	289 12.6%	551 23.9%	38 1.7%	8 0.3%	3 0.1%	25 1.1%	44 1.9%	105 4.6%	9 0.4%	34 1.5%
--------------	--------------------	------------------	------------------	----------------	---------------	---------------	----------------	----------------	-----------------	---------------	----------------