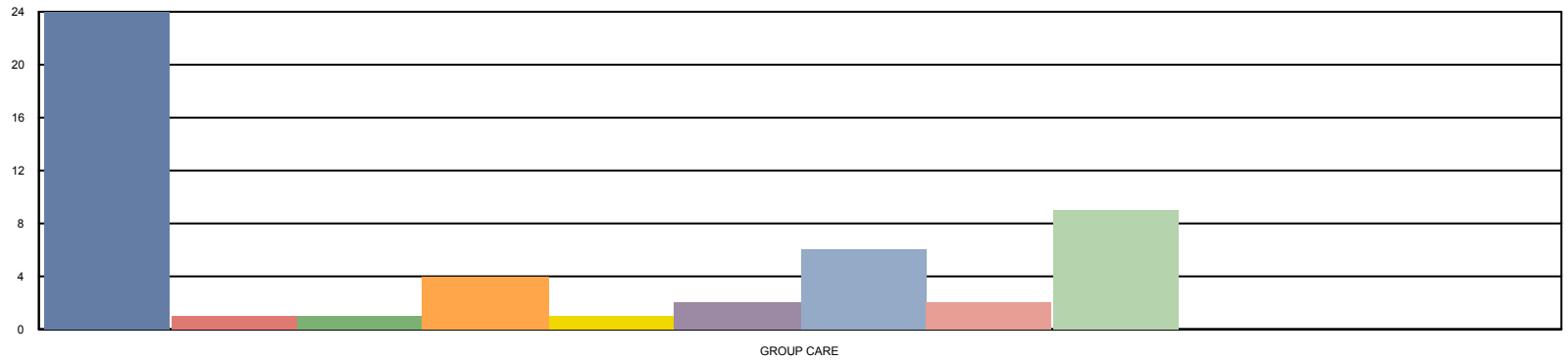


REASONS FOR DISCHARGE

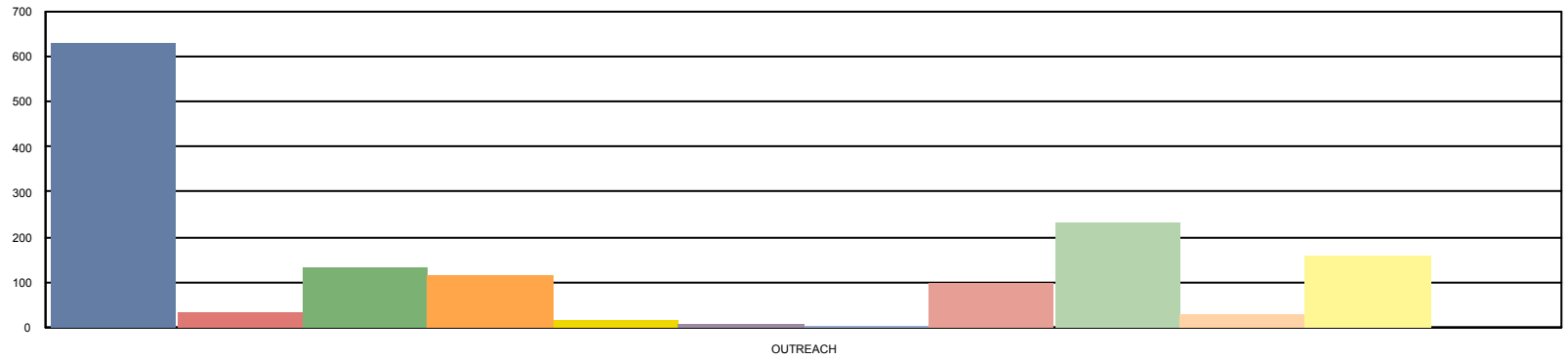
SERVICE TYPE/  
PROGRAM

GOALS MET	TEMP PLACEM'NT COMPLET'D	AGED OUT / MOVED / REMOVED / SLOT REQ	AWOL/NOT SUPERVISED	INAPPROP REFERRAL	KEY INTERNAL TRANSFER	AWOL SUPERVISED	COURT/NEW CHARGES	MORE RESTRICTIV E PROGRAM	REFUSED SERVICES	OTHER
-----------	--------------------------	---------------------------------------	---------------------	-------------------	-----------------------	-----------------	-------------------	---------------------------	------------------	-------

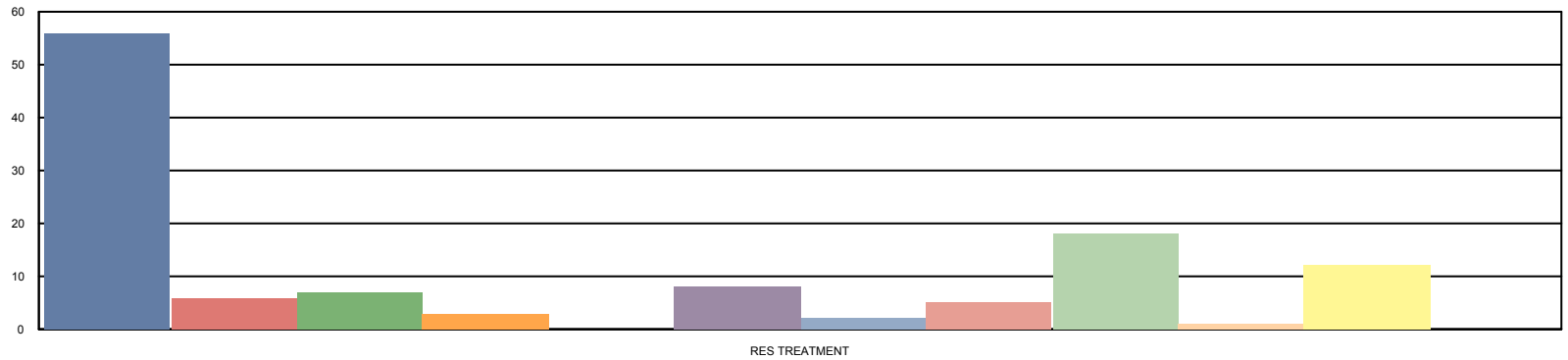
GROUP CARE	24 48.0%	1 2.0%	1 2.0%	4 8.0%	1 2.0%	2 4.0%	6 12.0%	2 4.0%	9 18.0%	0 .0%	0 .0%
------------	----------	--------	--------	--------	--------	--------	---------	--------	---------	-------	-------



OUTREACH	630 43.1%	32 2.2%	135 9.2%	115 7.9%	18 1.2%	9 .6%	3 .2%	100 6.8%	232 15.9%	28 1.9%	160 10.9%
----------	-----------	---------	----------	----------	---------	-------	-------	----------	-----------	---------	-----------



RES TREATMENT	56 47.5%	6 5.1%	7 5.9%	3 2.5%	0 .0%	8 6.8%	2 1.7%	5 4.2%	18 15.3%	1 .8%	12 10.2%
---------------	----------	--------	--------	--------	-------	--------	--------	--------	----------	-------	----------

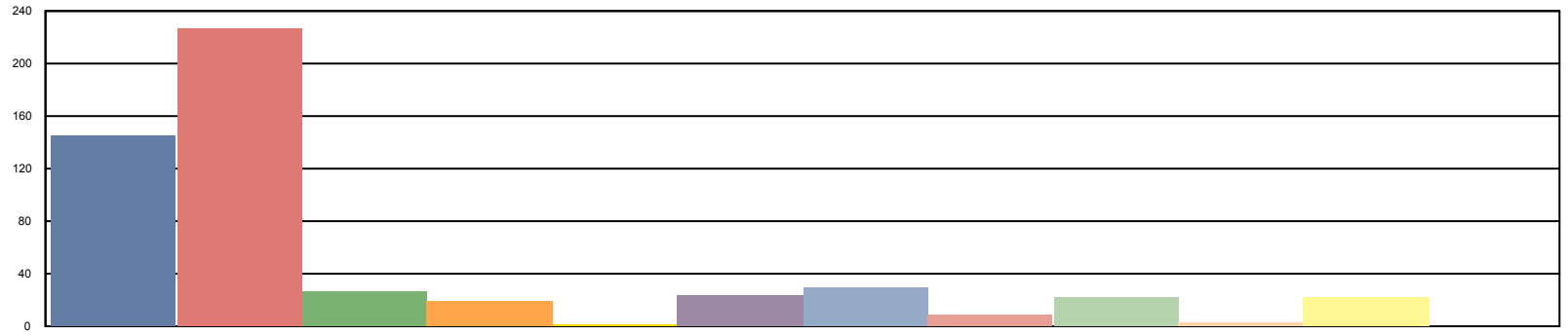


REASONS FOR DISCHARGE

SERVICE TYPE/  
PROGRAM

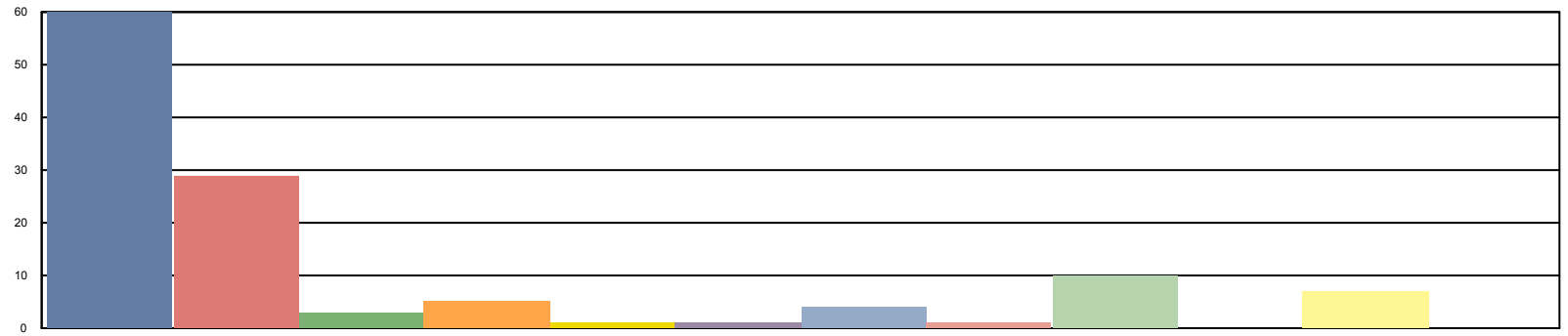
GOALS MET	TEMP PLACEM'NT COMPLET'D	AGED OUT / MOVED / REMOVED / SLOT REQ	AWOL/NOT SUPERVISED	INAPPROP REFERRAL	KEY INTERNAL TRANSFER	AWOL SUPERVISED	COURT/NEW CHARGES	MORE RESTRICTIV E PROGRAM	REFUSED SERVICES	OTHER
-----------	--------------------------	---------------------------------------	---------------------	-------------------	-----------------------	-----------------	-------------------	---------------------------	------------------	-------

<b>SHELTER</b>	145 27.6%	227 43.2%	27 5.1%	19 3.6%	1 .2%	23 4.4%	29 5.5%	9 1.7%	22 4.2%	2 .4%	22 4.2%
----------------	-----------	-----------	---------	---------	-------	---------	---------	--------	---------	-------	---------



SHORT TERM GC

60 49.6%	29 24.0%	3 2.5%	5 4.1%	1 .8%	1 .8%	4 3.3%	1 .8%	10 8.3%	0 .0%	7 5.8%
----------	----------	--------	--------	-------	-------	--------	-------	---------	-------	--------



TOTAL

915 40.2%	295 13.0%	173 7.6%	146 6.4%	21 0.9%	43 1.9%	44 1.9%	117 5.1%	291 12.8%	31 1.4%	201 8.8%
-----------	-----------	----------	----------	---------	---------	---------	----------	-----------	---------	----------