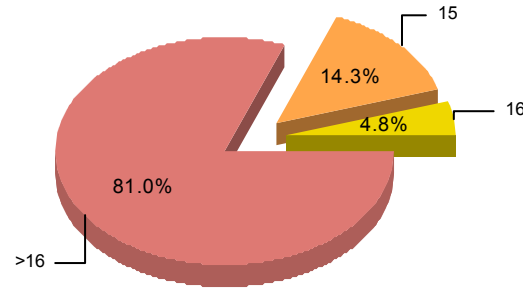


(07/01/2009 - 6/30/2010)  
**AGE OF CLIENTS**

**SERVICE TYPE/  
PROGRAM**

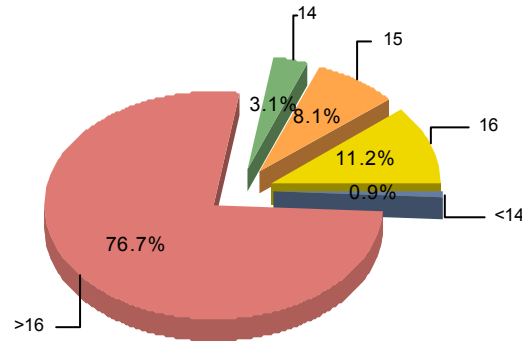
<14                      14                      15                      16                      >16

SERVICE TYPE/ PROGRAM	<14	14	15	16	>16
GROUP CARE	0 0.0%	0 0.0%	3 14.3%	1 4.8%	17 81.0%



<14	0	0.0%
>16	17	81.0%
14	0	0.0%
15	3	14.3%
16	1	4.8%
<b>Total:</b>	<b>21</b>	<b>100.0%</b>

SERVICE TYPE/ PROGRAM	<14	14	15	16	>16
OUTREACH	2 0.9%	7 3.1%	18 8.1%	25 11.2%	171 76.7%

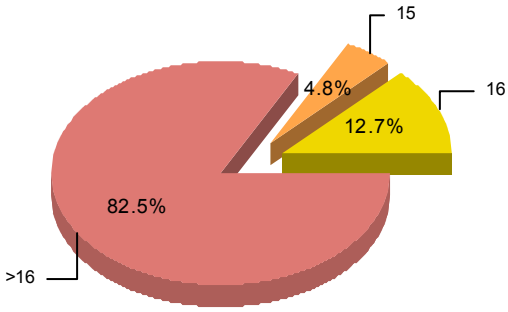


<14	2	0.9%
>16	171	76.7%
14	7	3.1%
15	18	8.1%
16	25	11.2%
<b>Total:</b>	<b>223</b>	<b>100.0%</b>

(07/01/2009 - 6/30/2010)

AGE OF CLIENTS

SERVICE TYPE/ PROGRAM	<14	14	15	16	>16
SHELTER	0 0.0%	0 0.0%	3 4.8%	8 12.7%	52 82.5%



<14	0	0.0%
>16	52	82.5%
14	0	0.0%
15	3	4.8%
16	8	12.7%
Total:		63 100.0%

TOTAL	2 0.7%	7 2.3%	24 7.8%	34 11.1%	240 78.2%
-------	--------	--------	---------	----------	-----------