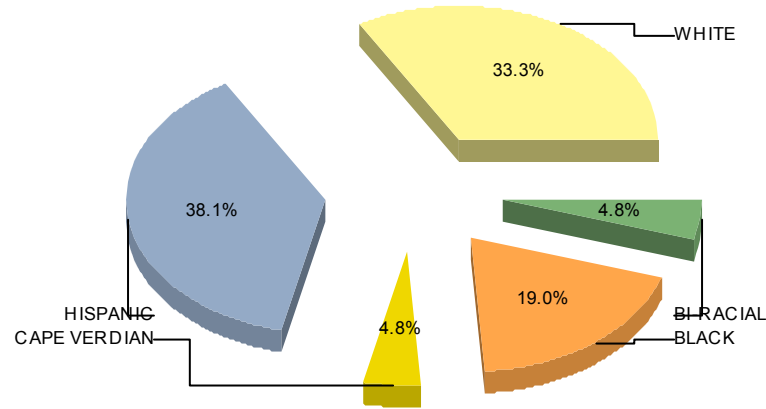


(07/01/2009 - 6/30/2010)

RACE OF CLIENTS

SERVICE TYPE/  
PROGRAM

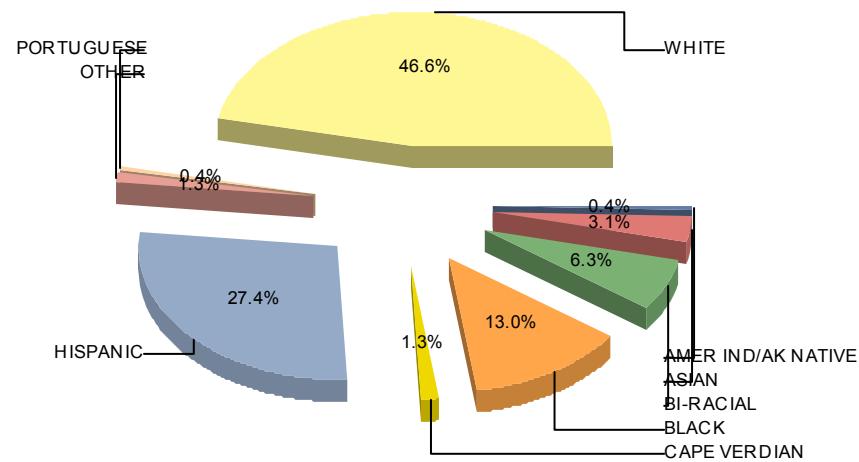
|            | WHITE   | BLACK   | HISPANIC | ASIAN | AMER<br>IND/AK<br>NATIVE | PORTUGUES<br>E | CAPE<br>VERDIAN | BI-RACIAL | CHOOSES<br>NOT TO<br>IDENTIFY | OTHER |
|------------|---------|---------|----------|-------|--------------------------|----------------|-----------------|-----------|-------------------------------|-------|
| GROUP CARE | 7 33.3% | 4 19.0% | 8 38.1%  | 0 .0% | 0 .0%                    | 0 .0%          | 1 4.8%          | 1 4.8%    | 0 .0%                         | 0 .0% |



|                         |    |        |
|-------------------------|----|--------|
| AMER IND/AK NATIVE      | 0  | 0.0%   |
| ASIAN                   | 0  | 0.0%   |
| BI-RACIAL               | 1  | 4.8%   |
| BLACK                   | 4  | 19.0%  |
| CAPE VERDIAN            | 1  | 4.8%   |
| CHOOSES NOT TO IDENTIFY | 0  | 0.0%   |
| HISPANIC                | 8  | 38.1%  |
| OTHER                   | 0  | 0.0%   |
| PACIFIC ISLANDER        | 0  | 0.0%   |
| PORTUGUESE              | 0  | 0.0%   |
| WHITE                   | 7  | 33.3%  |
| Total:                  | 21 | 100.0% |

OUTREACH

|          |           |          |          |        |       |       |        |         |       |        |
|----------|-----------|----------|----------|--------|-------|-------|--------|---------|-------|--------|
| OUTREACH | 104 46.6% | 29 13.0% | 61 27.4% | 7 3.1% | 1 .4% | 1 .4% | 3 1.3% | 14 6.3% | 0 .0% | 3 1.3% |
|----------|-----------|----------|----------|--------|-------|-------|--------|---------|-------|--------|



|                         |     |        |
|-------------------------|-----|--------|
| AMER IND/AK NATIVE      | 1   | 0.4%   |
| ASIAN                   | 7   | 3.1%   |
| BI-RACIAL               | 14  | 6.3%   |
| BLACK                   | 29  | 13.0%  |
| CAPE VERDIAN            | 3   | 1.3%   |
| CHOOSES NOT TO IDENTIFY | 0   | 0.0%   |
| HISPANIC                | 61  | 27.4%  |
| OTHER                   | 3   | 1.3%   |
| PACIFIC ISLANDER        | 0   | 0.0%   |
| PORTUGUESE              | 1   | 0.4%   |
| WHITE                   | 104 | 46.6%  |
| Total:                  | 223 | 100.0% |

(07/01/2009 - 6/30/2010)

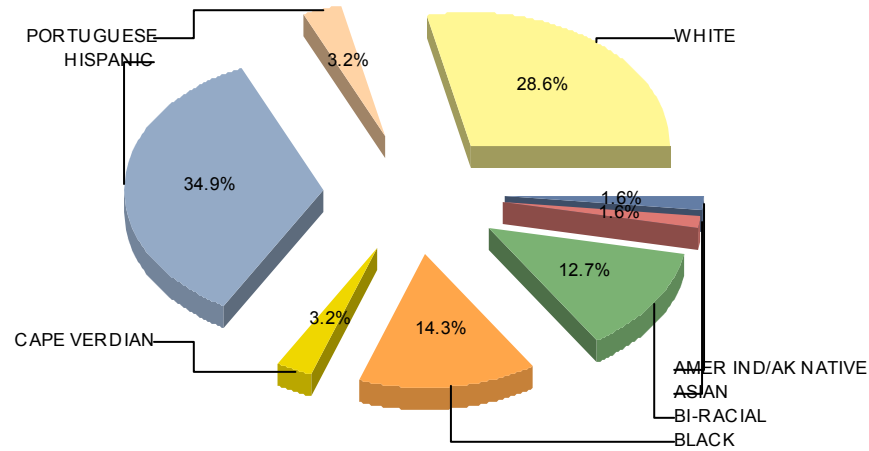
**RACE OF CLIENTS**

**SERVICE TYPE/  
PROGRAM**

| WHITE | BLACK | HISPANIC | ASIAN | AMER<br>IND/AK<br>NATIVE | PORTUGUES<br>E | CAPE<br>VERDIAN | BI-RACIAL | CHOOSES<br>NOT TO<br>IDENTIFY | OTHER |
|-------|-------|----------|-------|--------------------------|----------------|-----------------|-----------|-------------------------------|-------|
|-------|-------|----------|-------|--------------------------|----------------|-----------------|-----------|-------------------------------|-------|

**SHELTER**

|    |       |   |       |    |       |   |      |   |      |   |      |   |      |   |       |   |      |   |      |
|----|-------|---|-------|----|-------|---|------|---|------|---|------|---|------|---|-------|---|------|---|------|
| 18 | 28.6% | 9 | 14.3% | 22 | 34.9% | 1 | 1.6% | 1 | 1.6% | 2 | 3.2% | 2 | 3.2% | 8 | 12.7% | 0 | 0.0% | 0 | 0.0% |
|----|-------|---|-------|----|-------|---|------|---|------|---|------|---|------|---|-------|---|------|---|------|



|                         |           |               |
|-------------------------|-----------|---------------|
| AMER IND/AK NATIVE      | 1         | 1.6%          |
| ASIAN                   | 1         | 1.6%          |
| BI-RACIAL               | 8         | 12.7%         |
| BLACK                   | 9         | 14.3%         |
| CAPE VERDIAN            | 2         | 3.2%          |
| CHOOSES NOT TO IDENTIFY | 0         | 0.0%          |
| HISPANIC                | 22        | 34.9%         |
| OTHER                   | 0         | 0.0%          |
| PACIFIC ISLANDER        | 0         | 0.0%          |
| PORTUGUESE              | 2         | 3.2%          |
| WHITE                   | 18        | 28.6%         |
| <b>Total:</b>           | <b>63</b> | <b>100.0%</b> |

**TOTAL**

|     |       |    |       |    |       |   |      |   |      |   |      |   |      |    |      |   |      |   |      |
|-----|-------|----|-------|----|-------|---|------|---|------|---|------|---|------|----|------|---|------|---|------|
| 129 | 42.0% | 42 | 13.7% | 91 | 29.6% | 8 | 2.6% | 2 | 0.7% | 3 | 1.0% | 6 | 2.0% | 23 | 7.5% | 0 | 0.0% | 3 | 1.0% |
|-----|-------|----|-------|----|-------|---|------|---|------|---|------|---|------|----|------|---|------|---|------|