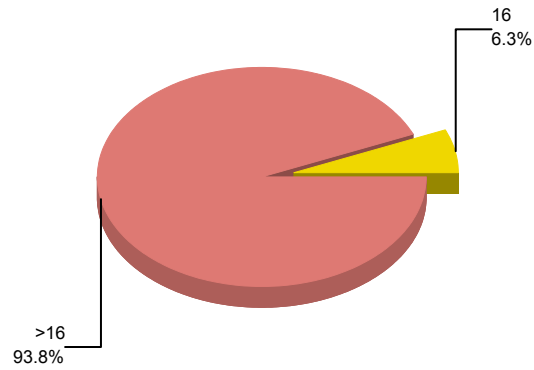


AGE OF CLIENTS

SERVICE TYPE/
PROGRAM

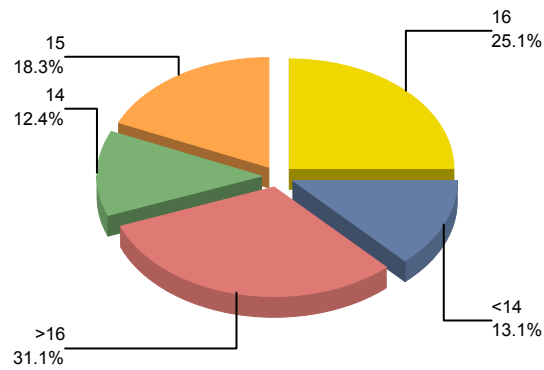
<14 14 15 16 >16

GROUP CARE	0	0.0%	0	0.0%	0	0.0%	1	6.3%	15	93.8%
------------	---	------	---	------	---	------	---	------	----	-------



<14	0	0.0%
>16	15	93.8%
14	0	0.0%
15	0	0.0%
16	1	6.3%
Total:	16	100.0%

OT	68	13.1%	64	12.4%	95	18.3%	130	25.1%	161	31.1%
----	----	-------	----	-------	----	-------	-----	-------	-----	-------



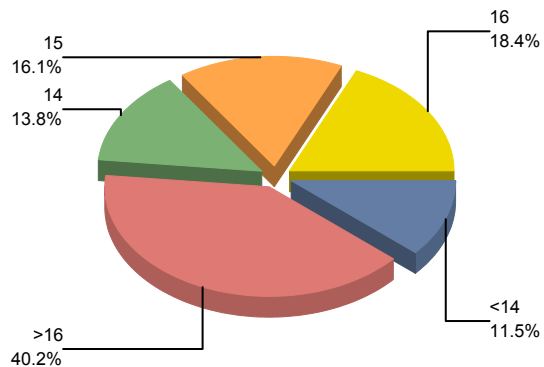
<14	68	13.1%
>16	161	31.1%
14	64	12.4%
15	95	18.3%
16	130	25.1%
Total:	518	100.0%

AGE OF CLIENTS

SERVICE TYPE/
PROGRAM

<14 14 15 16 >16

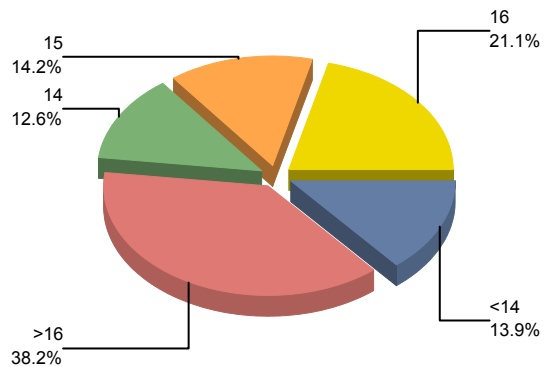
RES TREATMENT 10 11.5% 12 13.8% 14 16.1% 16 18.4% 35 40.2%



<14	10	11.5%
>16	35	40.2%
14	12	13.8%
15	14	16.1%
16	16	18.4%
Total:	87	100.0%

SHELTER

88 13.9% 80 12.6% 90 14.2% 134 21.1% 242 38.2%



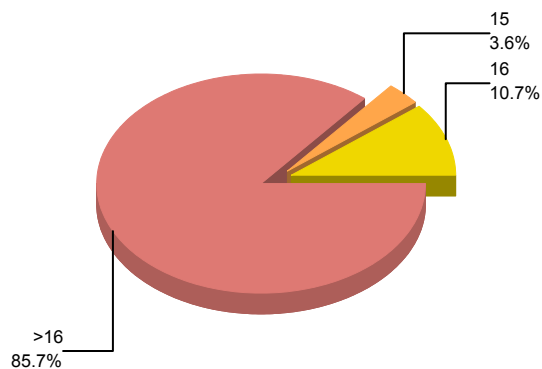
<14	88	13.9%
>16	242	38.2%
14	80	12.6%
15	90	14.2%
16	134	21.1%
Total:	634	100.0%

AGE OF CLIENTS

SERVICE TYPE/
PROGRAM

<14 14 15 16 >16

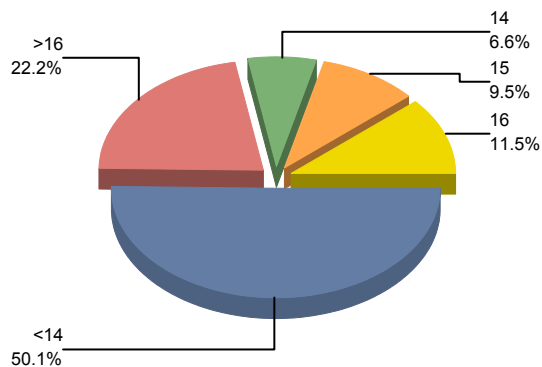
SHORT TERM GC 0 0.0% 0 0.0% 1 3.6% 3 10.7% 24 85.7%



<14	0	0.0%
>16	24	85.7%
14	0	0.0%
15	1	3.6%
16	3	10.7%
Total:	28	100.0%

Family Support

174 50.1% 23 6.6% 33 9.5% 40 11.5% 77 22.2%



<14	174	50.1%
>16	77	22.2%
14	23	6.6%
15	33	9.5%
16	40	11.5%
Total:	347	100.0%

TOTAL 340 20.9% 179 11.0% 233 14.3% 324 19.9% 554 34.0%