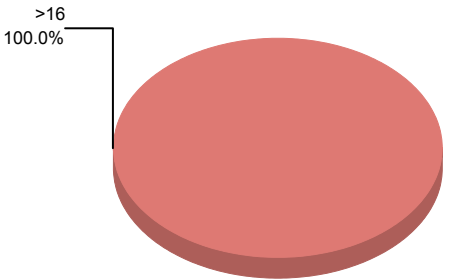


AGE OF CLIENTS

SERVICE TYPE/  
PROGRAM

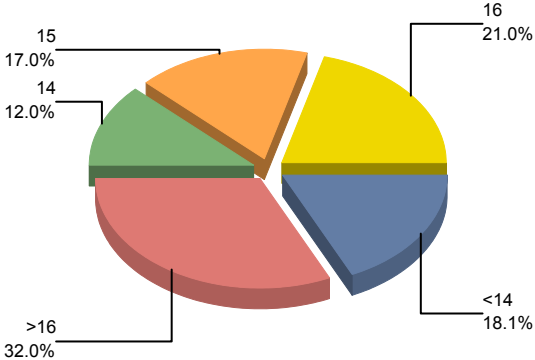
<14                      14                      15                      16                      >16

GROUP CARE	0	0.0%	0	0.0%	0	0.0%	0	0.0%	24	100.0%
------------	---	------	---	------	---	------	---	------	----	--------



<14	0	0.0%
>16	24	100.0%
14	0	0.0%
15	0	0.0%
16	0	0.0%
Total:	24	100.0%

OT	95	18.1%	63	12.0%	89	17.0%	110	21.0%	168	32.0%
----	----	-------	----	-------	----	-------	-----	-------	-----	-------



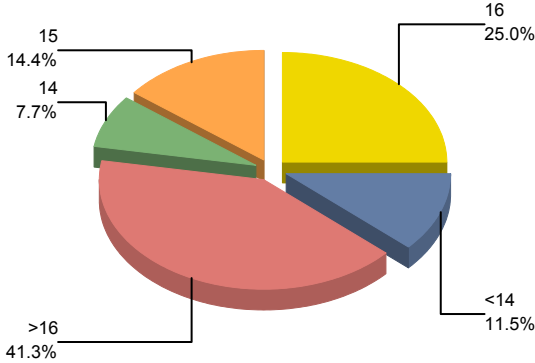
<14	95	18.1%
>16	168	32.0%
14	63	12.0%
15	89	17.0%
16	110	21.0%
Total:	525	100.0%

AGE OF CLIENTS

SERVICE TYPE/  
PROGRAM

<14                      14                      15                      16                      >16

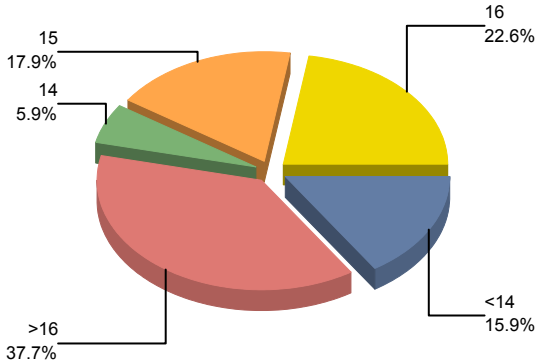
RES TREATMENT                      12 11.5%                      8 7.7%                      15 14.4%                      26 25.0%                      43 41.3%



<14	12	11.5%
>16	43	41.3%
14	8	7.7%
15	15	14.4%
16	26	25.0%
<b>Total:</b>	<b>104</b>	<b>100.0%</b>

SHELTER

57 15.9%                      21 5.9%                      64 17.9%                      81 22.6%                      135 37.7%



<14	57	15.9%
>16	135	37.7%
14	21	5.9%
15	64	17.9%
16	81	22.6%
<b>Total:</b>	<b>358</b>	<b>100.0%</b>

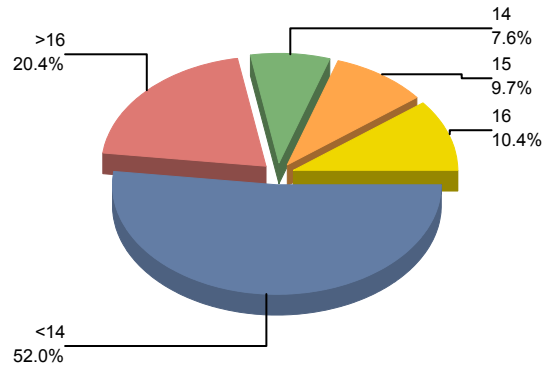
(07/01/2019 - 6/30/2020)

AGE OF CLIENTS

SERVICE TYPE/  
PROGRAM

<14                      14                      15                      16                      >16

Family Support                      199 52.0%                      29 7.6%                      37 9.7%                      40 10.4%                      78 20.4%



<14	199	52.0%
>16	78	20.4%
14	29	7.6%
15	37	9.7%
16	40	10.4%
Total:	383	100.0%

TOTAL                      363 26.0%                      121 8.7%                      205 14.7%                      257 18.4%                      448 32.1%