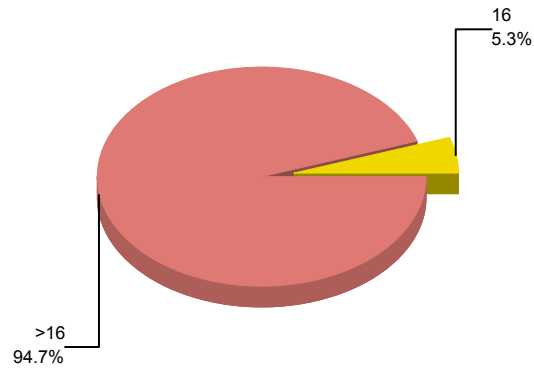


AGE OF CLIENTS

SERVICE TYPE/  
PROGRAM

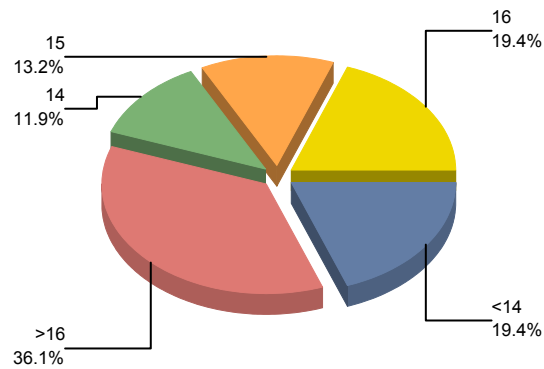
<14                      14                      15                      16                      >16

GROUP CARE                      0 0.0%                      0 0.0%                      0 0.0%                      1 5.3%                      18 94.7%



<14	0	0.0%
>16	18	94.7%
14	0	0.0%
15	0	0.0%
16	1	5.3%
Total:		19 100.0%

OT                      78 19.4%                      48 11.9%                      53 13.2%                      78 19.4%                      145 36.1%



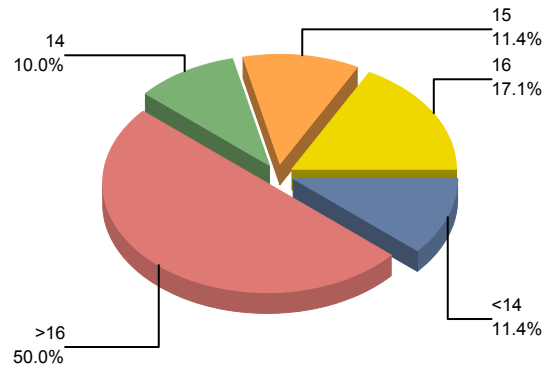
<14	78	19.4%
>16	145	36.1%
14	48	11.9%
15	53	13.2%
16	78	19.4%
Total:		402 100.0%

AGE OF CLIENTS

SERVICE TYPE/  
PROGRAM

<14                      14                      15                      16                      >16

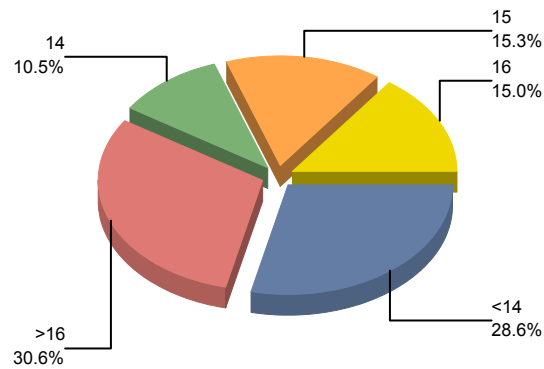
RES TREATMENT                      8 11.4%                      7 10.0%                      8 11.4%                      12 17.1%                      35 50.0%



<14	8	11.4%
>16	35	50.0%
14	7	10.0%
15	8	11.4%
16	12	17.1%
<b>Total:</b>	<b>70</b>	<b>100.0%</b>

SHELTER

84 28.6%                      31 10.5%                      45 15.3%                      44 15.0%                      90 30.6%



<14	84	28.6%
>16	90	30.6%
14	31	10.5%
15	45	15.3%
16	44	15.0%
<b>Total:</b>	<b>294</b>	<b>100.0%</b>

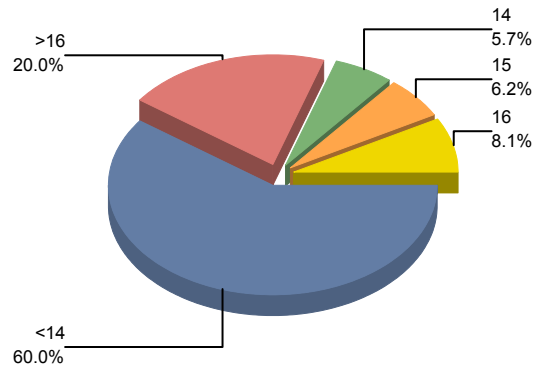
AGE OF CLIENTS

SERVICE TYPE/  
PROGRAM

<14                      14                      15                      16                      >16

---

Family Support	231	60.0%	22	5.7%	24	6.2%	31	8.1%	77	20.0%
----------------	-----	-------	----	------	----	------	----	------	----	-------



<14	231	60.0%
>16	77	20.0%
14	22	5.7%
15	24	6.2%
16	31	8.1%
Total:		385 100.0%

---

TOTAL	401	34.3%	108	9.2%	130	11.1%	166	14.2%	365	31.2%
-------	-----	-------	-----	------	-----	-------	-----	-------	-----	-------