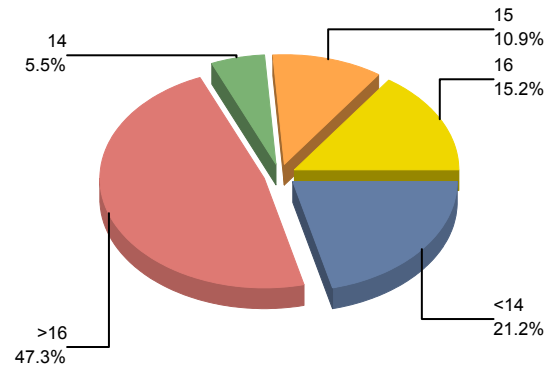


AGE OF CLIENTS

REGION/
PROGRAM

<14 14 15 16 >16

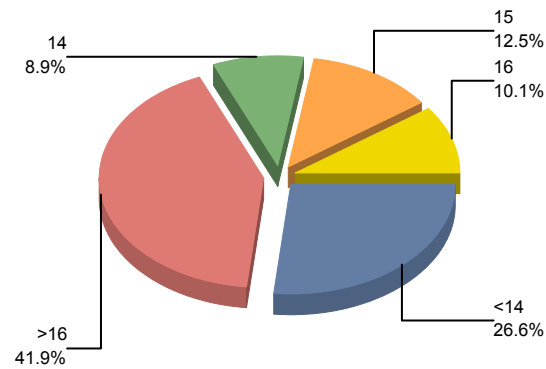
BERKSHIRE 35 21.2% 9 5.5% 18 10.9% 25 15.2% 78 47.3%



<14	35	21.2%
>16	78	47.3%
14	9	5.5%
15	18	10.9%
16	25	15.2%
Total:	165	100.0%

WESTERN

113 26.6% 38 8.9% 53 12.5% 43 10.1% 178 41.9%



<14	113	26.6%
>16	178	41.9%
14	38	8.9%
15	53	12.5%
16	43	10.1%
Total:	425	100.0%

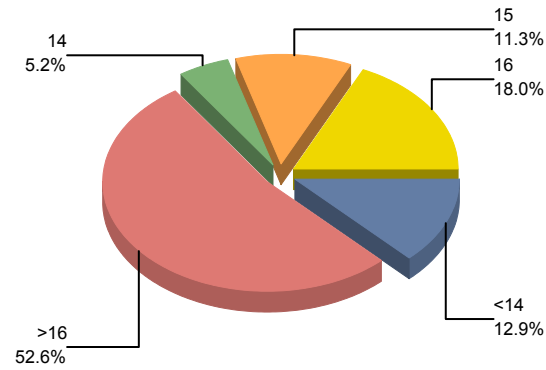
FY'22 Annual Demographic Report Discharges (07/01/2021 - 6/30/2022)

AGE OF CLIENTS

REGION/
PROGRAM

<14 14 15 16 >16

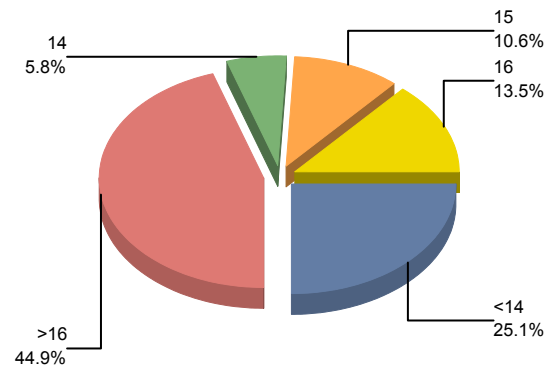
CENTRAL 25 12.9% 10 5.2% 22 11.3% 35 18.0% 102 52.6%



<14	25	12.9%
>16	102	52.6%
14	10	5.2%
15	22	11.3%
16	35	18.0%
Total:	194	100.0%

NORTHEAST

52 25.1% 12 5.8% 22 10.6% 28 13.5% 93 44.9%



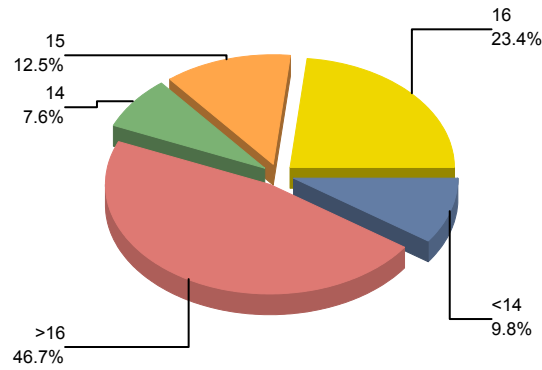
<14	52	25.1%
>16	93	44.9%
14	12	5.8%
15	22	10.6%
16	28	13.5%
Total:	207	100.0%

AGE OF CLIENTS

REGION/
PROGRAM

<14 14 15 16 >16

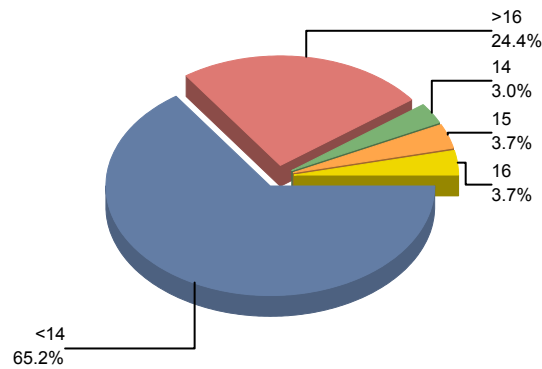
SOUTHEAST 18 9.8% 14 7.6% 23 12.5% 43 23.4% 86 46.7%



<14	18	9.8%
>16	86	46.7%
14	14	7.6%
15	23	12.5%
16	43	23.4%
Total:	184	100.0%

RHODE ISLAND

107 65.2% 5 3.0% 6 3.7% 6 3.7% 40 24.4%



<14	107	65.2%
>16	40	24.4%
14	5	3.0%
15	6	3.7%
16	6	3.7%
Total:	164	100.0%

TOTAL 350 26.1% 88 6.6% 144 10.8% 180 13.4% 577 43.1%