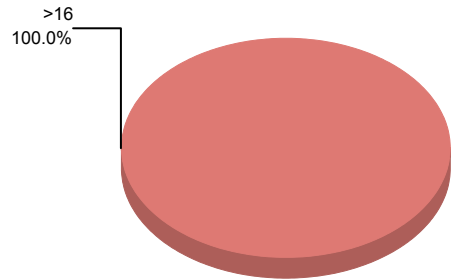


AGE OF CLIENTS

SERVICE TYPE/
PROGRAM

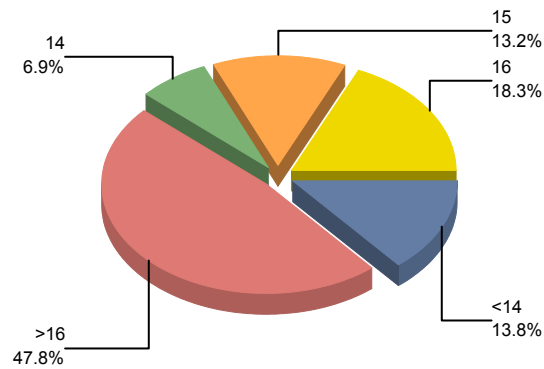
<14 14 15 16 >16

SERVICE TYPE/ PROGRAM	<14	14	15	16	>16
GROUP CARE	0 0.0%	0 0.0%	0 0.0%	0 0.0%	8 100.0%



<14	0	0.0%
>16	8	100.0%
14	0	0.0%
15	0	0.0%
16	0	0.0%
Total:	8	100.0%

SERVICE TYPE/ PROGRAM	<14	14	15	16	>16
OT	62 13.8%	31 6.9%	59 13.2%	82 18.3%	214 47.8%



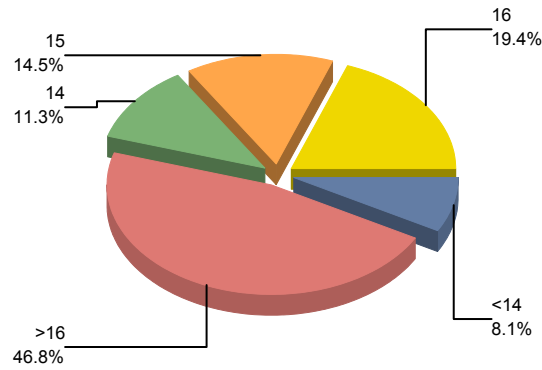
<14	62	13.8%
>16	214	47.8%
14	31	6.9%
15	59	13.2%
16	82	18.3%
Total:	448	100.0%

AGE OF CLIENTS

SERVICE TYPE/
PROGRAM

<14 14 15 16 >16

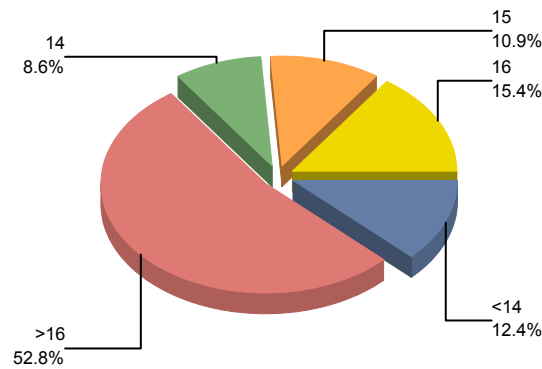
SERVICE TYPE/ PROGRAM	<14	14	15	16	>16
RES TREATMENT	5 8.1%	7 11.3%	9 14.5%	12 19.4%	29 46.8%



<14	5	8.1%
>16	29	46.8%
14	7	11.3%
15	9	14.5%
16	12	19.4%
Total:	62	100.0%

SHELTER

SHELTER	33 12.4%	23 8.6%	29 10.9%	41 15.4%	141 52.8%
---------	----------	---------	----------	----------	-----------



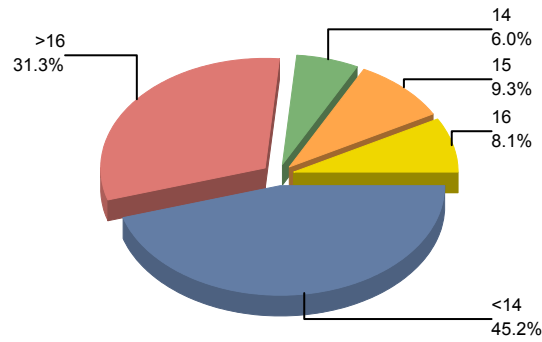
<14	33	12.4%
>16	141	52.8%
14	23	8.6%
15	29	10.9%
16	41	15.4%
Total:	267	100.0%

AGE OF CLIENTS

SERVICE TYPE/
PROGRAM

<14 14 15 16 >16

Family Support	150	45.2%	20	6.0%	31	9.3%	27	8.1%	104	31.3%
----------------	-----	-------	----	------	----	------	----	------	-----	-------



<14	150	45.2%
>16	104	31.3%
14	20	6.0%
15	31	9.3%
16	27	8.1%
Total:		332 100.0%

TOTAL	250	22.4%	81	7.3%	128	11.5%	162	14.5%	496	44.4%
-------	-----	-------	----	------	-----	-------	-----	-------	-----	-------