

FY'21 Annual Demographic Report - Discharges (07/01/2020 - 06/30/2021)

DISCHARGES BY GENDER IDENTITY

SERVICE TYPE/
PROGRAM

N/A under 5 BOY GIRL TRANSGENDER NON-BINARY OTHER


GROUP CARE

0 0.0% 0 0.0% 17 94.4% 0 0.0% 1 5.6% 0 0.0%




OT

1 0.3% 208 52.4% 182 45.8% 3 0.8% 2 0.5% 1 0.3%



RES TREATMENT

0 0.0% 18 26.1% 49 71.0% 1 1.4% 1 1.4% 0 0.0%



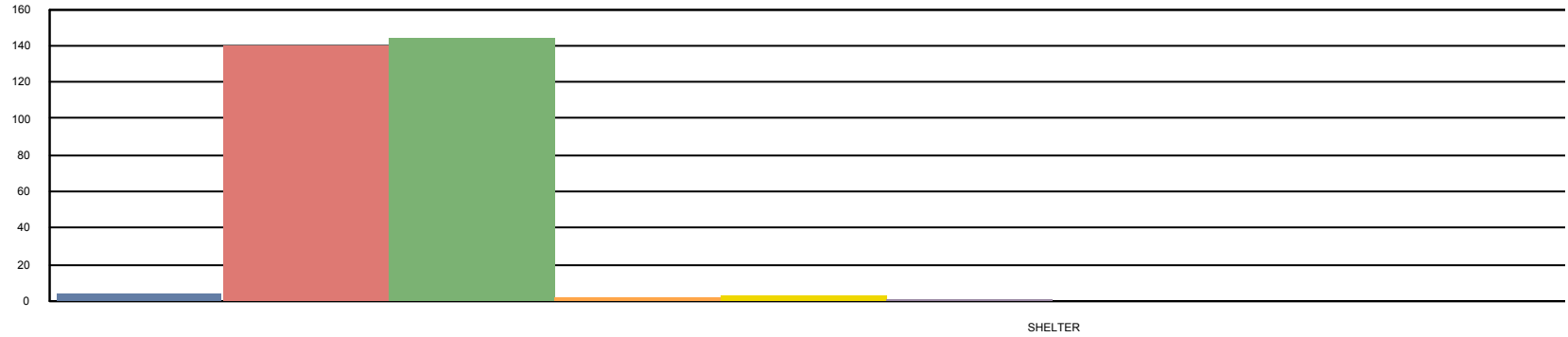
DISCHARGES BY GENDER IDENTITY

SERVICE TYPE/
PROGRAM

N/A under 5 BOY GIRL TRANSGENDER NON-BINARY OTHER

SHELTER

4 1.4% 140 47.6% 144 49.0% 2 0.7% 3 1.0% 1 0.3%



SHELTER

Family Support

21 5.6% 178 47.6% 174 46.5% 1 0.3% 0 0.0% 0 0.0%



Family Support

TOTAL

26 2.3% 544 47.2% 566 49.1% 7 0.6% 7 0.6% 2 0.2%