

FY2023 Annual Demographic Report Discharges (07/01/2022 - 06/30/2023)

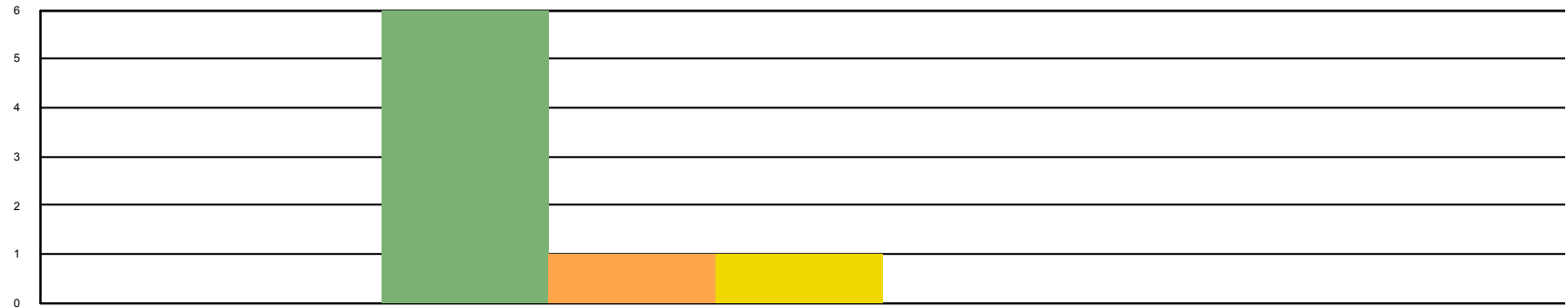
DISCHARGES BY GENDER IDENTITY

SERVICE TYPE/
PROGRAM

N/A under 5 BOY GIRL TRANSGENDER NON-BINARY OTHER

GROUP CARE

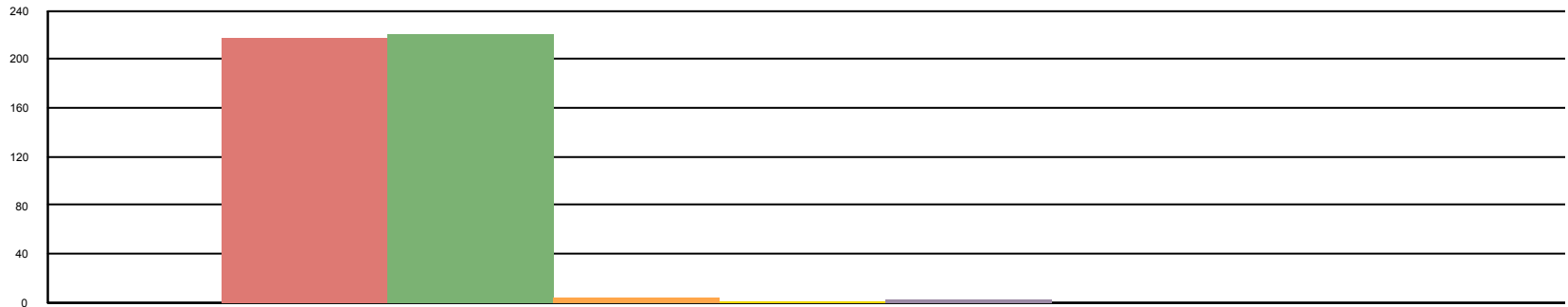
0 0.0% 0 0.0% 6 75.0% 1 12.5% 1 12.5% 0 0.0%



GROUP CARE

OT

0 0.0% 218 48.7% 220 49.1% 5 1.1% 2 0.4% 3 0.7%



OT

RES TREATMENT

0 0.0% 30 48.4% 31 50.0% 0 0.0% 0 0.0% 1 1.6%



RES TREATMENT

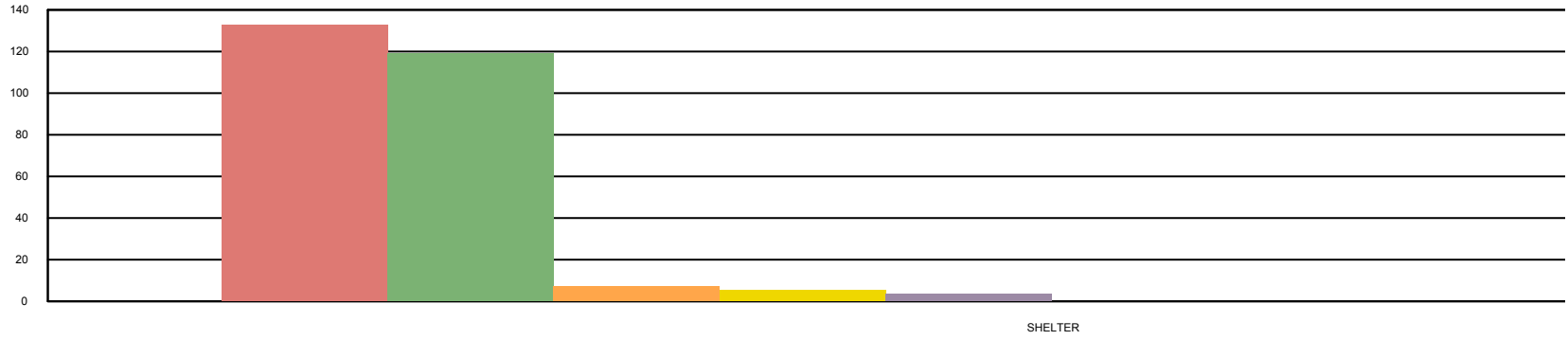
DISCHARGES BY GENDER IDENTITY

SERVICE TYPE/
PROGRAM

N/A under 5 BOY GIRL TRANSGENDER NON-BINARY OTHER

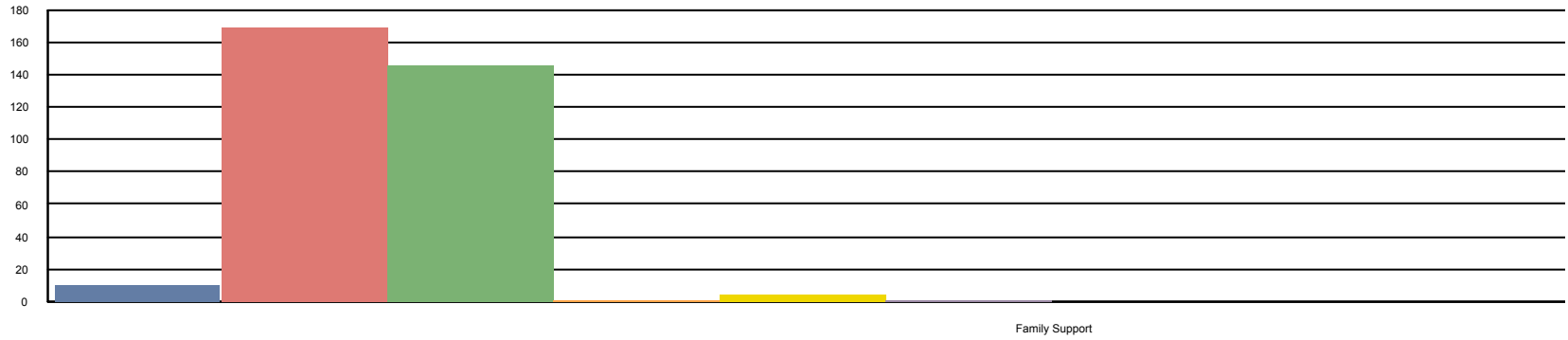
SHELTER

0 0.0% 132 49.4% 119 44.6% 7 2.6% 5 1.9% 4 1.5%



Family Support

10 3.0% 169 50.9% 146 44.0% 1 0.3% 5 1.5% 1 0.3%



TOTAL

10 0.9% 549 49.1% 522 46.7% 14 1.3% 13 1.2% 9 0.8%