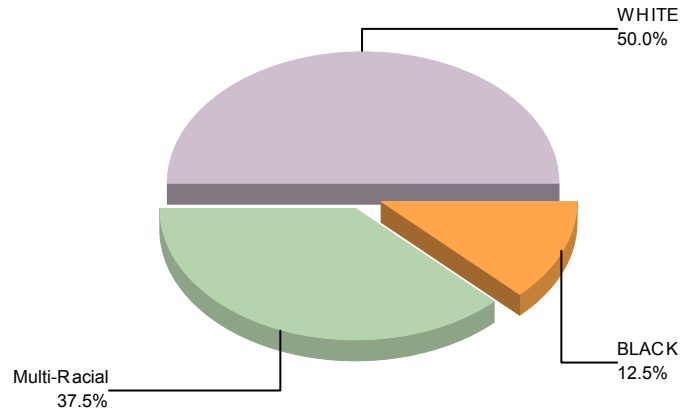


FY2023 Annual Demographic Report Discharges (07/01/2022 - 06/30/2023)

RACE OF CLIENTS

SERVICE TYPE/
PROGRAM

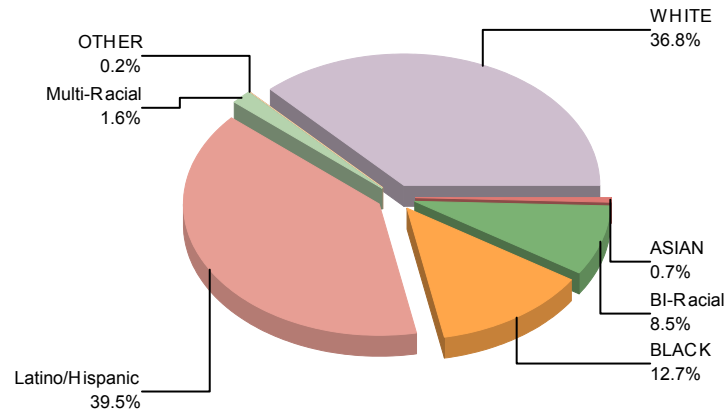
	WHITE	BLACK	Latino/Hispanic	ASIAN	AMER IND/AK NATIVE	HAWAIIAN/PACIFIC ISLANDER	PORTUGUESE	BI-Racial	Multi-Racial	BI-RACIAL	OTHER
GROUP CARE	4 50.0%	1 12.5%	0 .0%	0 .0%	0 .0%	0 .0%	0 .0%	0 .0%	3 37.5%	0 .0%	0 .0%



AMER IND/AK NATIVE	0	0.0%
ASIAN	0	0.0%
BI-Racial	0	0.0%
BLACK	1	12.5%
CAPE VERDIAN	0	0.0%
CHOOSES NOT TO IDENTIFY	0	0.0%
HAWAIIAN/PACIFIC ISLANDER	0	0.0%
Latino/Hispanic	0	0.0%
Multi-Racial	3	37.5%
OTHER	0	0.0%
PORTUGUESE	0	0.0%
WHITE	4	50.0%
Total:	8	100.0%

OT

OT	165 36.8%	57 12.7%	177 39.5%	3 .7%	0 .0%	0 .0%	0 .0%	35 7.8%	7 1.6%	3 .7%	1 .2%
----	-----------	----------	-----------	-------	-------	-------	-------	---------	--------	-------	-------



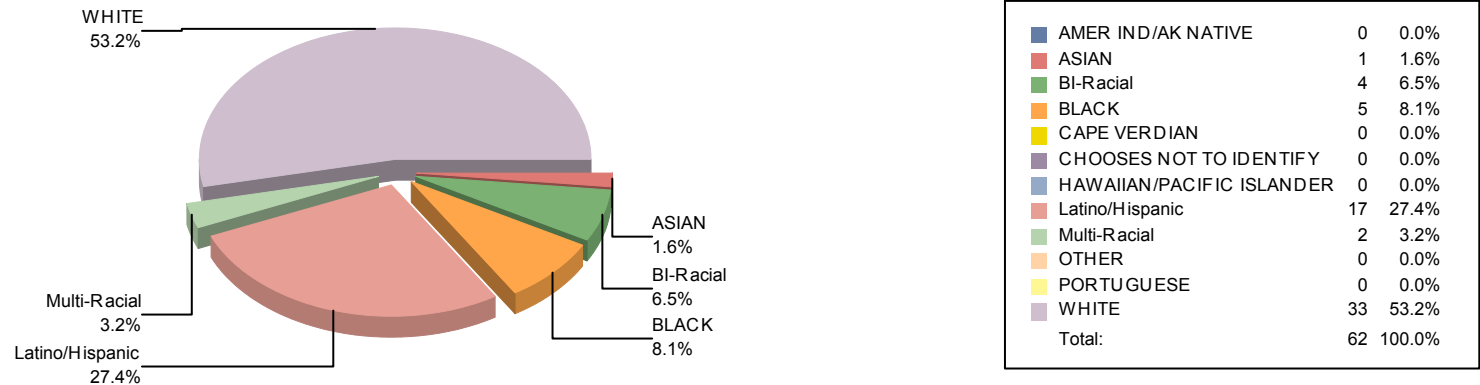
AMER IND/AK NATIVE	0	0.0%
ASIAN	3	0.7%
BI-Racial	38	8.5%
BLACK	57	12.7%
CAPE VERDIAN	0	0.0%
CHOOSES NOT TO IDENTIFY	0	0.0%
HAWAIIAN/PACIFIC ISLANDER	0	0.0%
Latino/Hispanic	177	39.5%
Multi-Racial	7	1.6%
OTHER	1	0.2%
PORTUGUESE	0	0.0%
WHITE	165	36.8%
Total:	448	100.0%

FY2023 Annual Demographic Report Discharges (07/01/2022 - 06/30/2023)

RACE OF CLIENTS

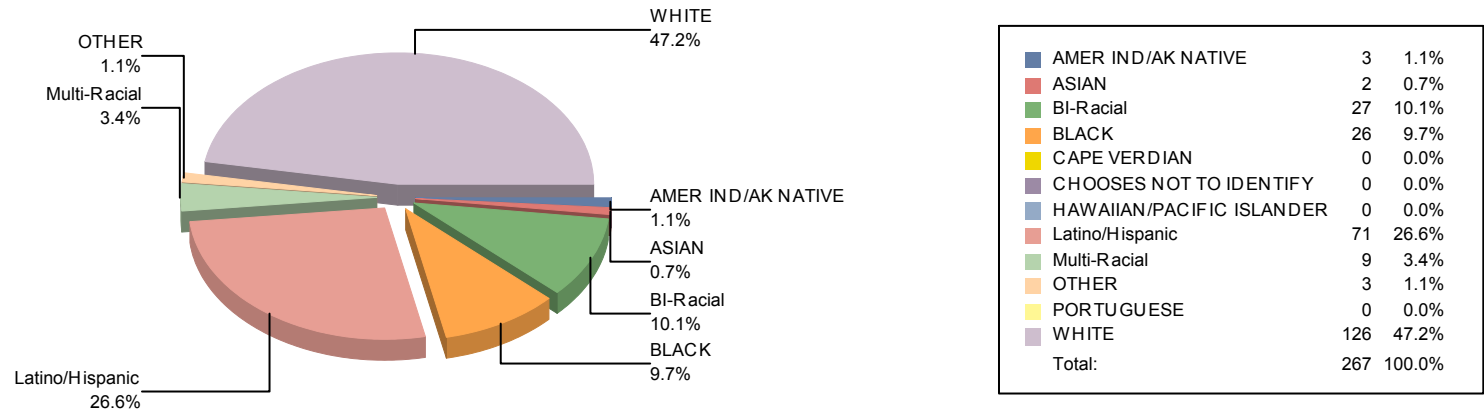
SERVICE TYPE/
PROGRAM

	WHITE	BLACK	Latino/Hispanic	ASIAN	AMER IND/AK NATIVE	HAWAIIAN/PACIFIC ISLANDER	PORTUGUESE	BI-Racial	Multi-Racial	BI-RACIAL	OTHER
RES TREATMENT	33 53.2%	5 8.1%	17 27.4%	1 1.6%	0 .0%	0 .0%	0 .0%	3 4.8%	2 3.2%	1 1.6%	0 .0%



SHELTER

126 47.2%	26 9.7%	71 26.6%	2 .7%	3 1.1%	0 .0%	0 .0%	21 7.9%	9 3.4%	6 2.2%	3 1.1%
-----------	---------	----------	-------	--------	-------	-------	---------	--------	--------	--------

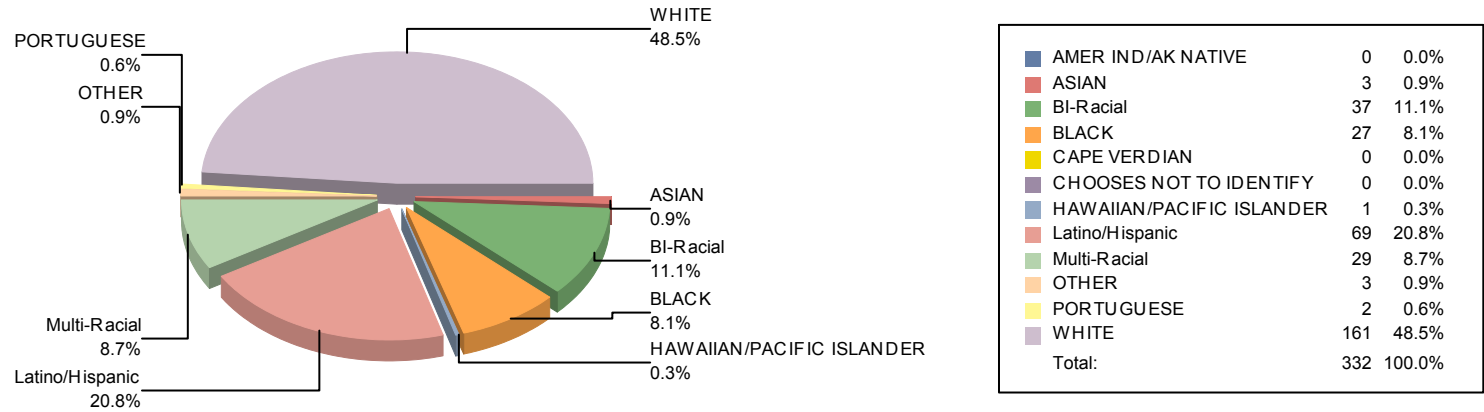


FY2023 Annual Demographic Report Discharges (07/01/2022 - 06/30/2023)

RACE OF CLIENTS

SERVICE TYPE/
PROGRAM

	WHITE	BLACK	Latino/Hispanic	ASIAN	AMER IND/AK NATIVE	HAWAIIAN/PACIFIC ISLANDER	PORTUGUESE	BI-Racial	Multi-Racial	BI-RACIAL	OTHER
Family Support	161 48.5%	27 8.1%	69 20.8%	3 .9%	0 .0%	1 .3%	2 .6%	16 4.8%	29 8.7%	21 6.3%	3 .9%



TOTAL	489 43.8%	116 10.4%	334 29.9%	9 0.8%	3 0.3%	1 0.1%	2 0.2%	75 6.7%	50 4.5%	31 2.8%	7 0.6%
--------------	------------------	------------------	------------------	---------------	---------------	---------------	---------------	----------------	----------------	----------------	---------------