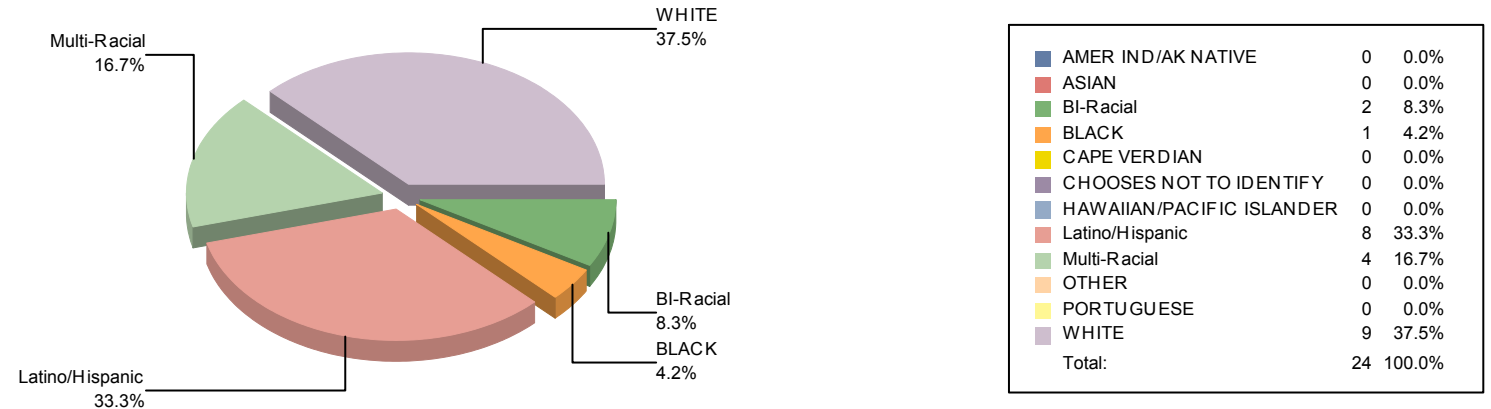


(07/01/2019 - 6/30/2020)

RACE OF CLIENTS

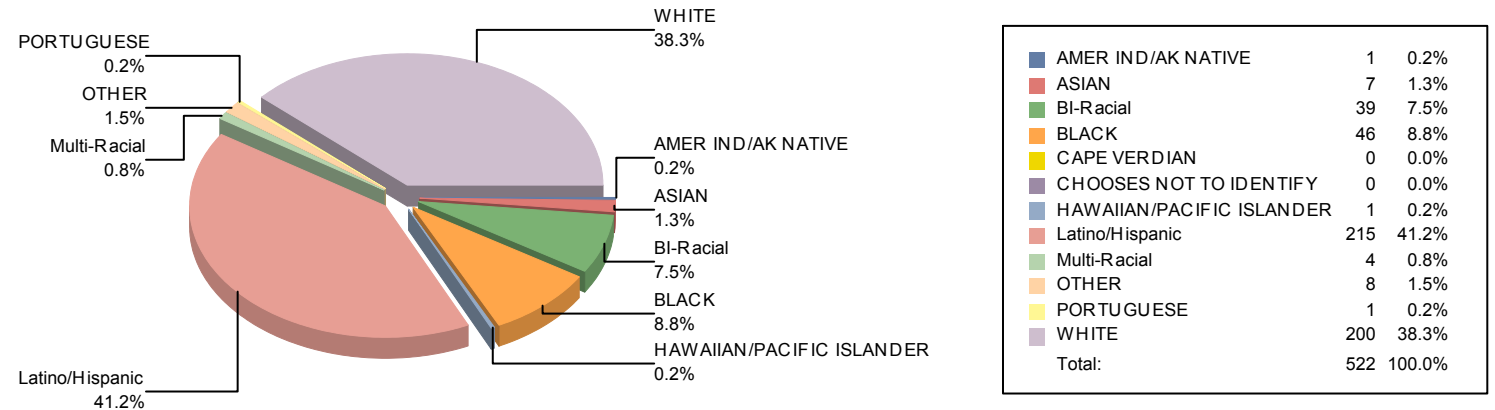
SERVICE TYPE/
PROGRAM

	WHITE	BLACK	Latino/Hispanic	ASIAN	AMER IND/AK NATIVE	HAWAIIAN/PACIFIC ISLANDER	PORTUGUESE	CAPE VERDIAN	BI-Racial	Multi-Racial	BI-RACIAL	OTHER
GROUP CARE	9 37.5%	1 4.2%	8 33.3%	0 .0%	0 .0%	0 .0%	0 .0%	0 .0%	2 8.3%	4 16.7%	0 .0%	0 .0%



OT

200 38.3%	46 8.8%	215 41.2%	7 1.3%	1 .2%	1 .2%	1 .2%	0 .0%	33 6.3%	4 .8%	6 1.1%	8 1.5%
-----------	---------	-----------	--------	-------	-------	-------	-------	---------	-------	--------	--------

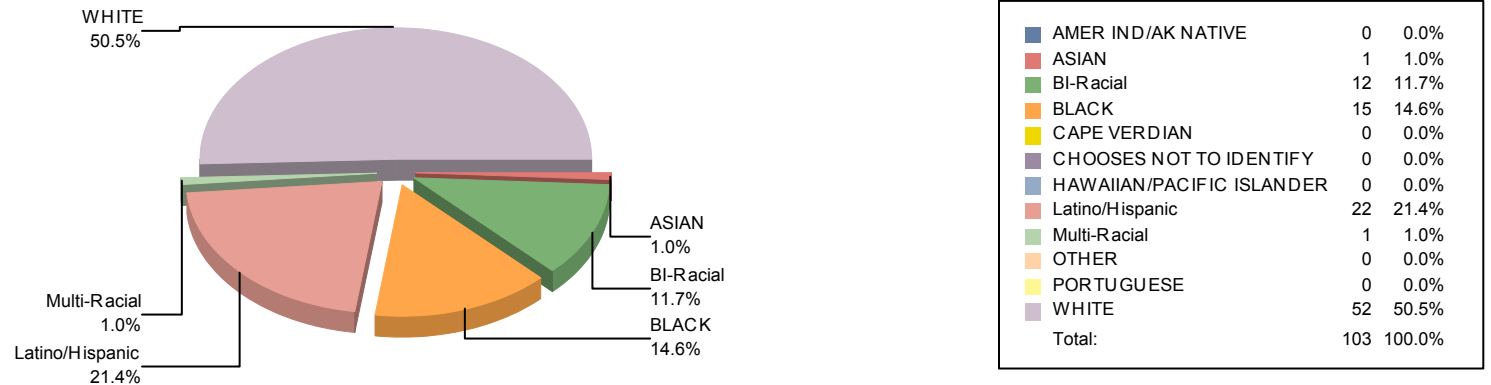


(07/01/2019 - 6/30/2020)

RACE OF CLIENTS

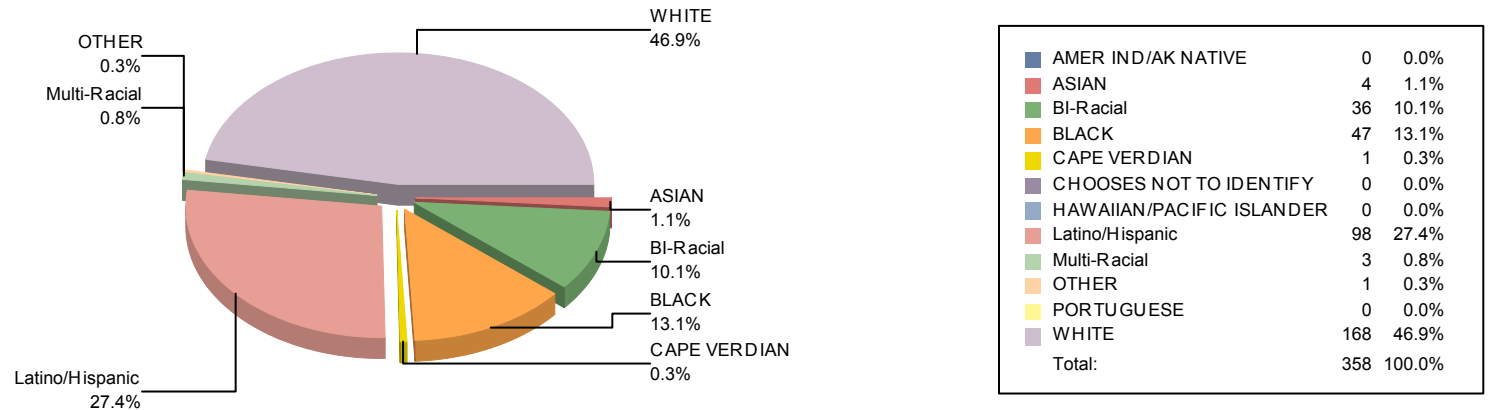
SERVICE TYPE/
PROGRAM

	WHITE	BLACK	Latino/Hispanic	ASIAN	AMER IND/AK NATIVE	HAWAIIAN/PACIFIC ISLANDER	PORTUGUESE	CAPE VERDIAN	BI-Racial	Multi-Racial	BI-RACIAL	OTHER
RES TREATMENT	52 50.5%	15 14.6%	22 21.4%	1 1.0%	0 .0%	0 .0%	0 .0%	0 .0%	12 11.7%	1 1.0%	0 .0%	0 .0%



SHELTER

168 46.9%	47 13.1%	98 27.4%	4 1.1%	0 .0%	0 .0%	0 .0%	1 .3%	36 10.1%	3 .8%	0 .0%	1 .3%
-----------	----------	----------	--------	-------	-------	-------	-------	----------	-------	-------	-------

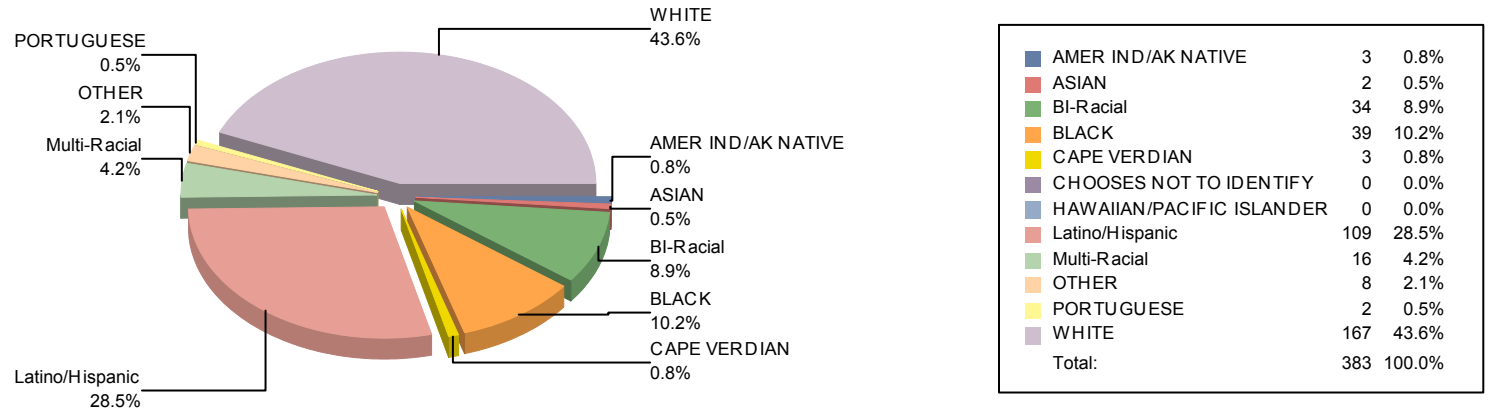


(07/01/2019 - 6/30/2020)

RACE OF CLIENTS

**SERVICE TYPE/
PROGRAM**

	WHITE	BLACK	Latino/Hispanic	ASIAN	AMER IND/AK NATIVE	HAWAIIAN/PACIFIC ISLANDER	PORTUGUESE	CAPE VERDIAN	BI-Racial	Multi-Racial	BI-RACIAL	OTHER
Family Support	167 43.6%	39 10.2%	109 28.5%	2 .5%	3 .8%	0 .0%	2 .5%	3 .8%	33 8.6%	16 4.2%	1 .3%	8 2.1%



TOTAL

596	42.9%	148	10.6%	452	32.5%	14	1.0%	4	0.3%	1	0.1%	3	0.2%	4	0.3%	116	8.3%	28	2.0%	7	0.5%	17	1.2%
-----	-------	-----	-------	-----	-------	----	------	---	------	---	------	---	------	---	------	-----	------	----	------	---	------	----	------