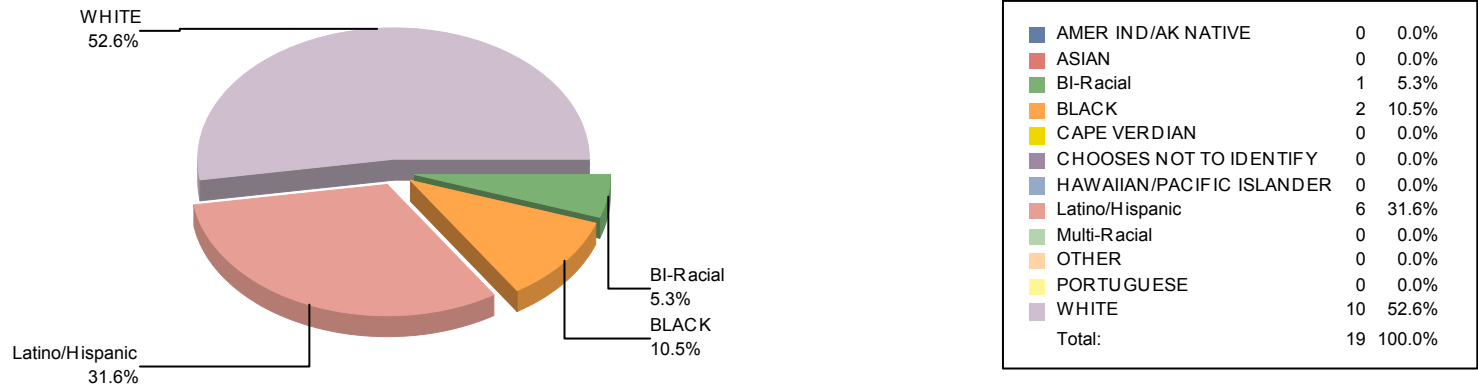


RACE OF CLIENTS

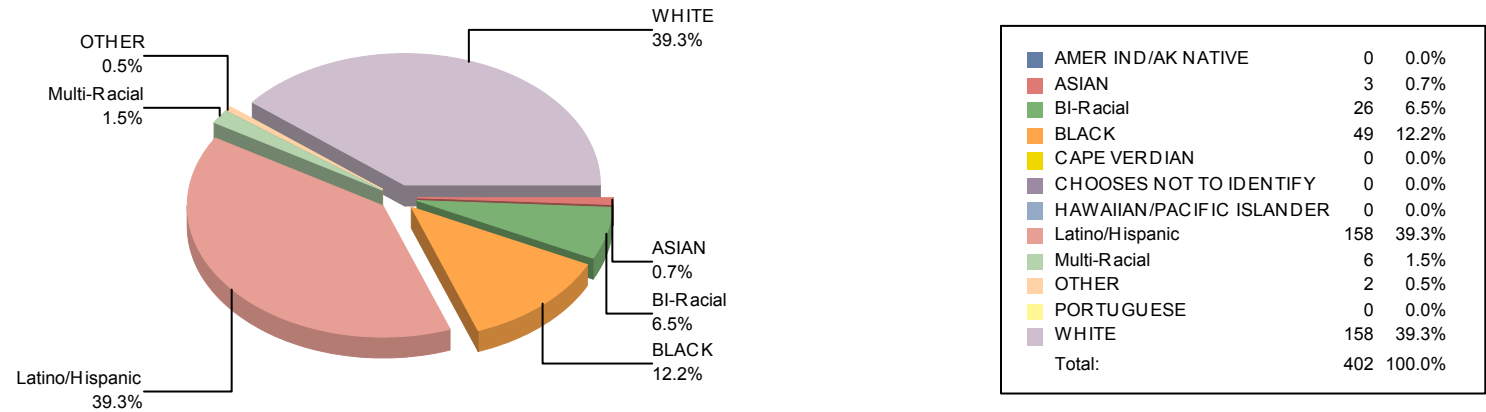
SERVICE TYPE/  
PROGRAM

	WHITE	BLACK	Latino/Hispanic	ASIAN	AMER IND/AK NATIVE	HAWAIIAN/PACIFIC ISLANDER	PORTUGUESE	BI-Racial	Multi-Racial	BI-RACIAL	OTHER
GROUP CARE	10 52.6%	2 10.5%	6 31.6%	0 .0%	0 .0%	0 .0%	0 .0%	1 5.3%	0 .0%	0 .0%	0 .0%



OT

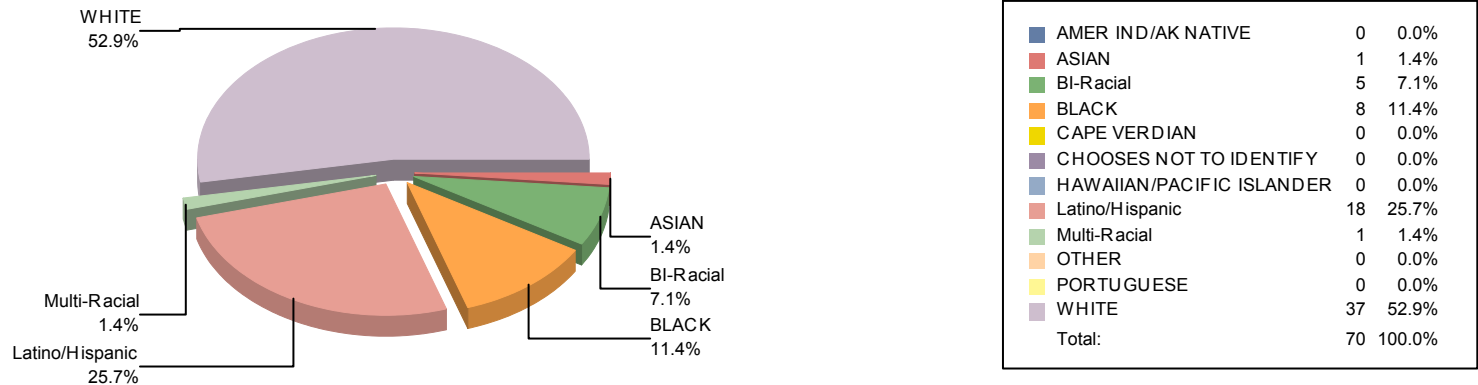
158 39.3%	49 12.2%	158 39.3%	3 .7%	0 .0%	0 .0%	0 .0%	23 5.7%	6 1.5%	3 .7%	2 .5%
-----------	----------	-----------	-------	-------	-------	-------	---------	--------	-------	-------



RACE OF CLIENTS

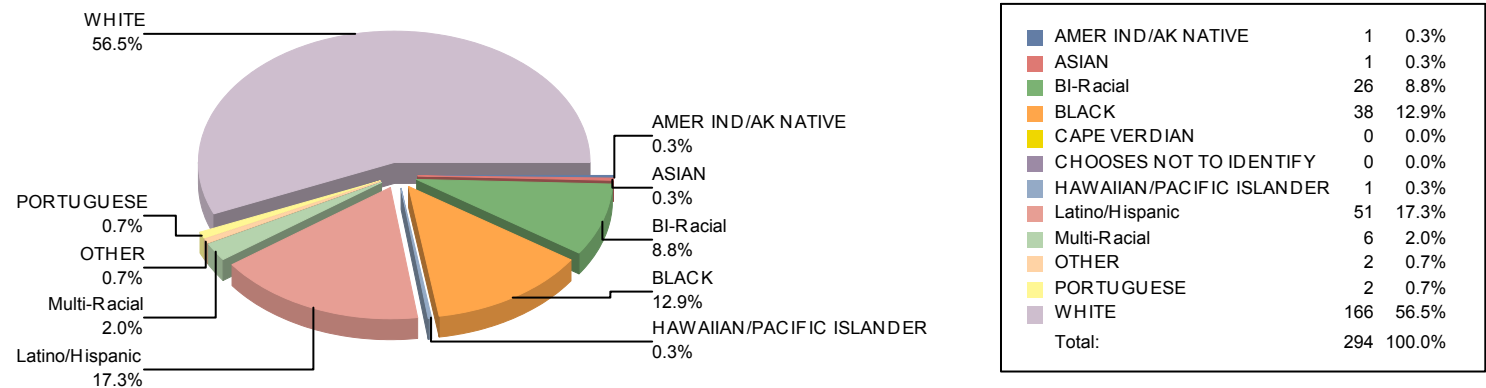
SERVICE TYPE/  
PROGRAM

	WHITE	BLACK	Latino/Hispanic	ASIAN	AMER IND/AK NATIVE	HAWAIIAN/PACIFIC ISLANDER	PORTUGUESE	BI-Racial	Multi-Racial	BI-RACIAL	OTHER
RES TREATMENT	37 52.9%	8 11.4%	18 25.7%	1 1.4%	0 .0%	0 .0%	0 .0%	4 5.7%	1 1.4%	1 1.4%	0 .0%



SHELTER

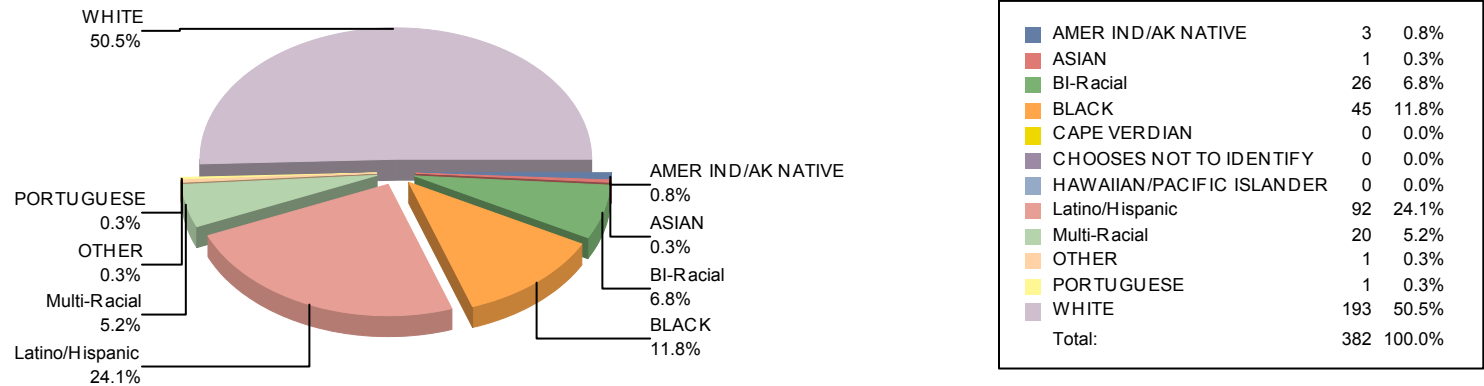
SHELTER	166 56.5%	38 12.9%	51 17.3%	1 .3%	1 .3%	1 .3%	2 .7%	19 6.5%	6 2.0%	7 2.4%	2 .7%
---------	-----------	----------	----------	-------	-------	-------	-------	---------	--------	--------	-------



RACE OF CLIENTS

SERVICE TYPE/  
PROGRAM

	WHITE	BLACK	Latino/Hispanic	ASIAN	AMER IND/AK NATIVE	HAWAIIAN/PACIFIC ISLANDER	PORTUGUESE	BI-Racial	Multi-Racial	BI-RACIAL	OTHER
Family Support	193 50.5%	45 11.8%	92 24.1%	1 .3%	3 .8%	0 .0%	1 .3%	19 5.0%	20 5.2%	7 1.8%	1 .3%



TOTAL	WHITE	BLACK	Latino/Hispanic	ASIAN	AMER IND/AK NATIVE	HAWAIIAN/PACIFIC ISLANDER	PORTUGUESE	BI-Racial	Multi-Racial	BI-RACIAL	OTHER
	564 48.3%	142 12.2%	325 27.8%	6 0.5%	4 0.3%	1 0.1%	3 0.3%	66 5.7%	33 2.8%	18 1.5%	5 0.4%