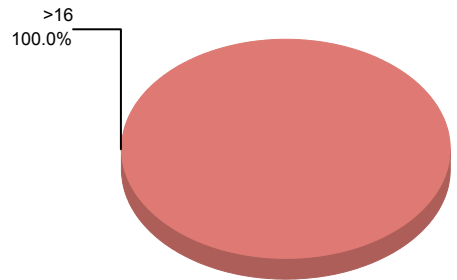


AGE OF CLIENTS

SERVICE TYPE/
PROGRAM

<14 14 15 16 >16

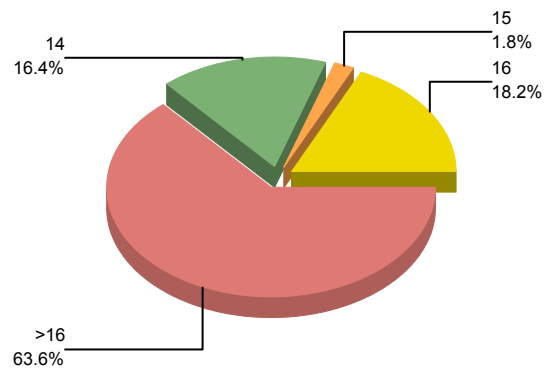
GROUP CARE	0	0.0%	0	0.0%	0	0.0%	0	0.0%	9	100.0%
------------	---	------	---	------	---	------	---	------	---	--------



<14	0	0.0%
>16	9	100.0%
14	0	0.0%
15	0	0.0%
16	0	0.0%
Total:	9	100.0%

SHELTER

0	0.0%	9	16.4%	1	1.8%	10	18.2%	35	63.6%
---	------	---	-------	---	------	----	-------	----	-------



<14	0	0.0%
>16	35	63.6%
14	9	16.4%
15	1	1.8%
16	10	18.2%
Total:	55	100.0%

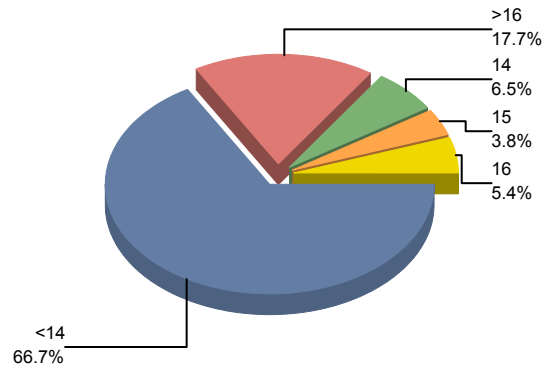
(07/01/2017 - 06/30/2018)

AGE OF CLIENTS

SERVICE TYPE/
PROGRAM

<14 14 15 16 >16

Family Support 124 66.7% 12 6.5% 7 3.8% 10 5.4% 33 17.7%



<14	124	66.7%
>16	33	17.7%
14	12	6.5%
15	7	3.8%
16	10	5.4%
Total:	186	100.0%

TOTAL 124 49.6% 21 8.4% 8 3.2% 20 8.0% 77 30.8%