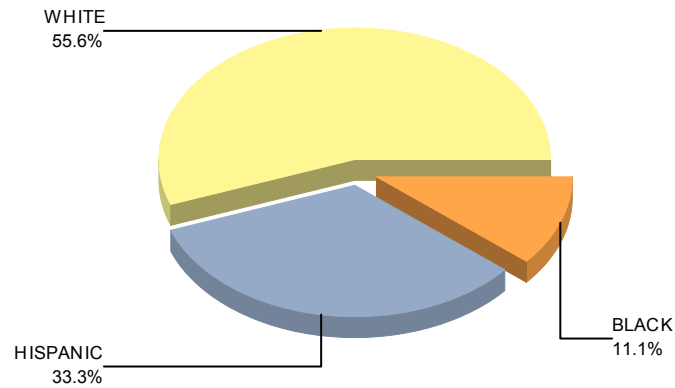


(07/01/2017 - 06/30/2018)

RACE OF CLIENTS

**SERVICE TYPE/
PROGRAM**

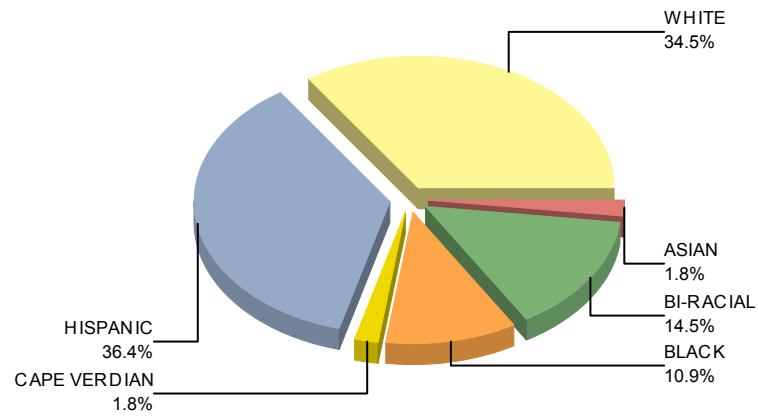
	WHITE	BLACK	HISPANIC	ASIAN	AMER IND/AK NATIVE	PORTUGUES E	CAPE VERDIAN	BI-RACIAL	CHOOSES NOT TO IDENTIFY	OTHER
GROUP CARE	5 55.6%	1 11.1%	3 33.3%	0 .0%	0 .0%	0 .0%	0 .0%	0 .0%	0 .0%	0 .0%



AMER IND/AK NATIVE	0	0.0%
ASIAN	0	0.0%
BI-RACIAL	0	0.0%
BLACK	1	11.1%
CAPE VERDIAN	0	0.0%
CHOOSES NOT TO IDENTIFY	0	0.0%
HISPANIC	3	33.3%
OTHER	0	0.0%
PACIFIC ISLANDER	0	0.0%
PORTUGUESE	0	0.0%
WHITE	5	55.6%
Total:	9	100.0%

SHELTER

SHELTER	19 34.5%	6 10.9%	20 36.4%	1 1.8%	0 .0%	0 .0%	1 1.8%	8 14.5%	0 .0%	0 .0%
----------------	----------	---------	----------	--------	-------	-------	--------	---------	-------	-------



AMER IND/AK NATIVE	0	0.0%
ASIAN	1	1.8%
BI-RACIAL	8	14.5%
BLACK	6	10.9%
CAPE VERDIAN	1	1.8%
CHOOSES NOT TO IDENTIFY	0	0.0%
HISPANIC	20	36.4%
OTHER	0	0.0%
PACIFIC ISLANDER	0	0.0%
PORTUGUESE	0	0.0%
WHITE	19	34.5%
Total:	55	100.0%

(07/01/2017 - 06/30/2018)

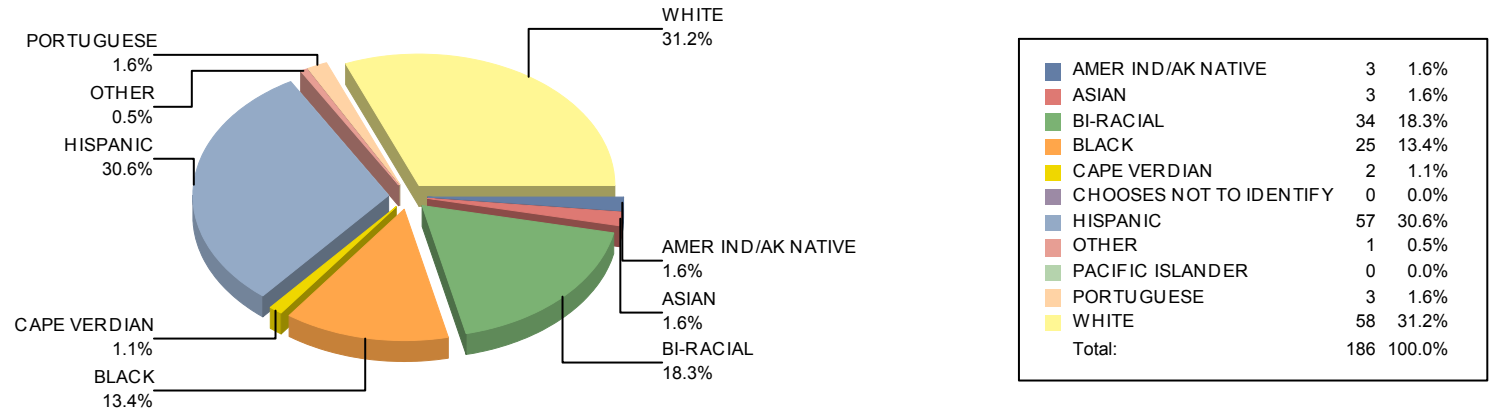
RACE OF CLIENTS

**SERVICE TYPE/
PROGRAM**

WHITE BLACK HISPANIC ASIAN AMER
IND/AK
NATIVE PORTUGUES
E CAPE
VERDIAN BI-RACIAL CHOOSES
NOT TO
IDENTIFY OTHER

Family Support

58 31.2% 25 13.4% 57 30.6% 3 1.6% 3 1.6% 3 1.6% 2 1.1% 34 18.3% 0 .0% 1 .5%



TOTAL

82 32.8% 32 12.8% 80 32.0% 4 1.6% 3 1.2% 3 1.2% 3 1.2% 42 16.8% 0 0.0% 1 0.4%